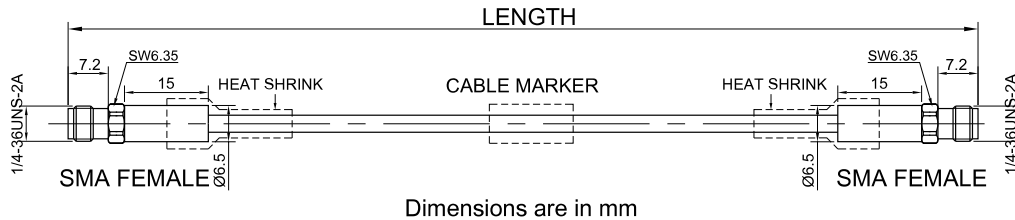


P/N: GAR1P-SMFSMF-XXX

SMA Female to SMA Female Cable Assembly | RG142-PVC Flexible Coax Cable | DC-6GHz




Connectors Configuration

	Connector 1	Connector 2
Connector Series	SMA	SMA
Connector Polarity	Standard	Standard
Connector Gender	Female	Female
Connector Impedance (Ohm)	50	50
Connector Body Style	Straight	Straight
Connector Body Material	Brass	Brass
Connector Body Plating	Tri-Metal	Tri-Metal

Cable Configuration

Cable Type	RG142-PVC Flexible Cable
Cable Impedance (Ohm)	50
Inner Conductor Material	Silver Plated Copper
Dielectric Material	PTFE
Shield Layer 1 Material	silver plated copper braid
Shield Layer 2 Material	silver plated copper braid
Jacket Material	PVC
Cable Diameter (mm)	5.25±0.1
Cable Color	Blue
Minimum Bend Radius (mm)	25
Capacitance (pF/m)	96.45
Velocity of Propagation	70%
Shielding Effectiveness	< -80dB @ 1GHz



P/N: GAR1P-SMFSMF-XXX

SMA Female to SMA Female Cable Assembly | RG142-PVC Flexible Coax Cable | DC-6GHz

Electrical Data

Electrical Specifications for Different Length				
Length (mm)	Length Tolerance (mm)	Frequency	VSWR / Return Loss	Insertion Loss ≤ (dB)
100	±3	DC - 6GHz	1.25	0.62
200	±3			0.75
500	±5			1.14
1000	±10			1.79
2000	±20			3.09
3000	±30			4.39

Environmental Specifications

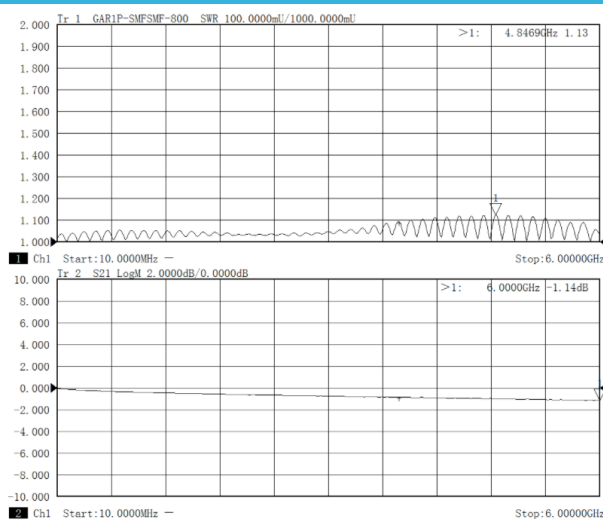
RoHS Compliant

Yes

Operating Temperature Range

-20°C to +70°C

Test Report for Cable assembly



*Note: Test Cable Assembly Length = 800 mm