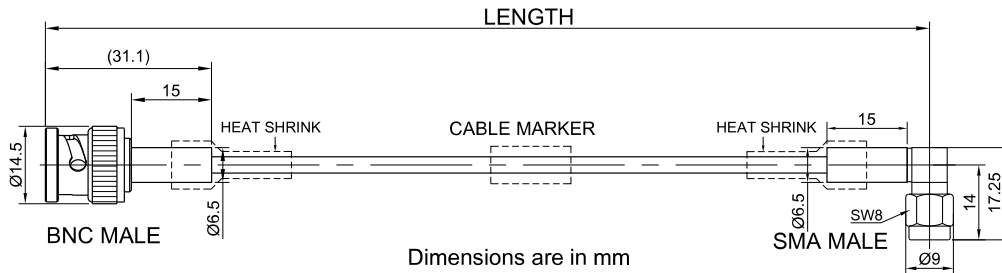


P/N: GAR1P-BNCMSMWM-XXX

BNC Male to SMA Right Angle Male Cable Assembly | RG142-PVC Flexible Coax Cable | DC-3GHz




Connectors Configuration

	Connector 1	Connector 2
Connector Series	BNC	SMA
Connector Polarity	Standard	Standard
Connector Gender	Male	Male
Connector Impedance (Ohm)	50	50
Connector Body Style	Straight	Right Angle
Connector Body Material	Brass	Brass
Connector Body Plating	Tri-Metal	Nickel

Cable Configuration

Cable Type	RG142-PVC Flexible Cable
Cable Impedance (Ohm)	50
Inner Conductor Material	Silver Plated Copper
Dielectric Material	PTFE
Shield Layer 1 Material	silver plated copper braid
Shield Layer 2 Material	silver plated copper braid
Jacket Material	PVC
Cable Diameter (mm)	5.25±0.1
Cable Color	Blue
Minimum Bend Radius (mm)	25
Capacitance (pF/m)	96.45
Velocity of Propagation	70%
Shielding Effectiveness	< -80dB @ 1GHz



P/N: GAR1P-BNCMSMWM-XXX

BNC Male to SMA Right Angle Male Cable Assembly | RG142-PVC Flexible Coax Cable | DC-3GHz

Electrical Data

Electrical Specifications for Different Length				
Length (mm)	Length Tolerance (mm)	Frequency	VSWR / Return Loss	Insertion Loss ≤ (dB)
100	±3	DC - 6GHz	1.3 to 6GHz	0.50 to 6GHz
200	±3			0.63 to 6GHz
300	±5			0.76 to 6GHz
500	±5			1.02 to 6GHz
1000	±10			1.67 to 6GHz

Environmental Specifications

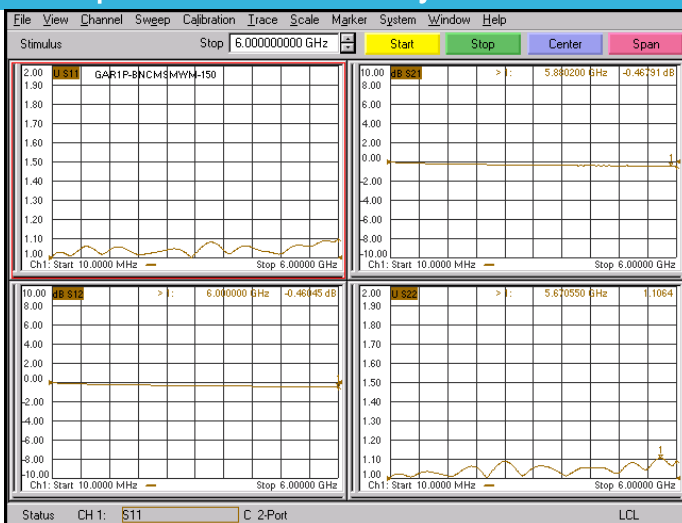
RoHS Compliant

Yes

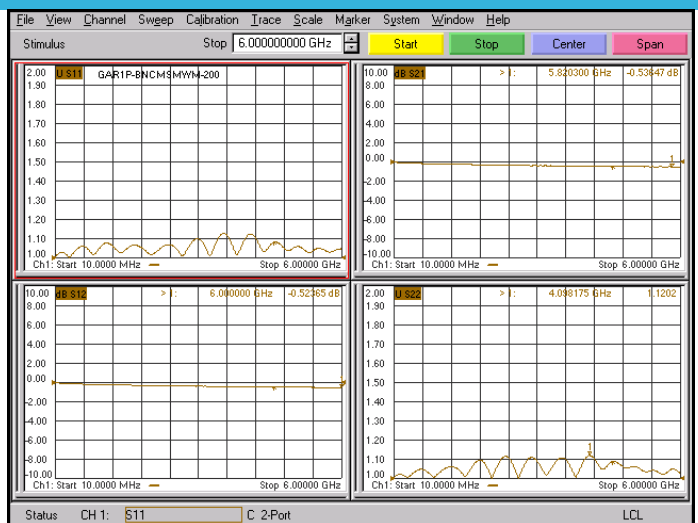
Operating Temperature Range

-20°C to +70°C

Test Report for Cable assembly



*Note: Test Cable Assembly Length = 150 mm



*Note: Test Cable Assembly Length = 200 mm