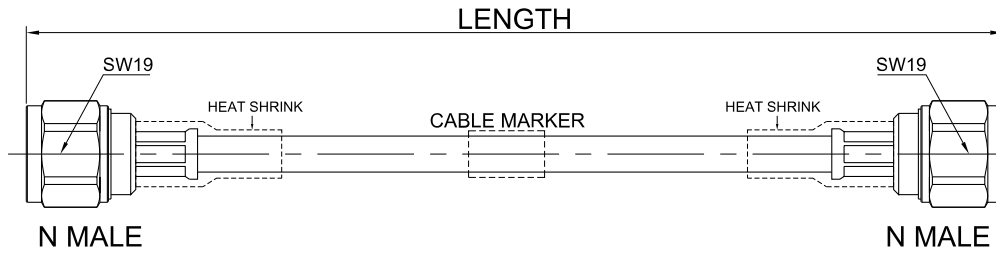


P/N: FRN9C-NMNM-XXX

N Male to N Male Cable Assembly | LMR400 Flexible Coax Cable With PE Jacket | DC - 9GHz



Dimensions are in mm



Connectors Configuration

	Connector 1	Connector 2
Connector Series	N	N
Connector Polarity	Standard	Standard
Connector Gender	Male	Male
Connector Impedance (Ohm)	50	50
Connector Body Style	Straight	Straight
Connector Body Material	Brass	Brass
Connector Body Plating	Nickel	Nickel

Cable Configuration

Cable Type	LMR400
Cable Impedance (Ohm)	50
Inner Conductor Material	Copper-clad aluminum wire
Dielectric Material	Foam PE
Number of Shields	2
Shield Layer 1 Material	Aluminum Tape
Shield Layer 2 Material	Tinned copper Braid
Jacket Material	PE
Cable Diameter (mm)	10.25
Cable Color	Black
Minimum Bend Radius (mm)	25.4
Capacitance (pF/m)	78.4
Velocity of Propagation	84%
Shielding Effectiveness	< -90dB @ 1GHz

Electrical Data

Electrical Specifications for Different Length				
Length (mm)	Length Tolerance (mm)	Frequency	VSWR / Return Loss	Insertion Loss \leq (dB)
500	± 5	DC - 3GHz	1.35 to 9GHz	0.7 to 9GHz
800	± 10			1.0 to 9GHz
1000	± 10			1.2 to 9GHz
1500	± 15			1.7 to 9GHz
2000	± 20			2.2 to 9GHz
3000	± 30			3.2 to 9GHz
5000	± 50			5.2 to 9GHz

Environmental Specifications

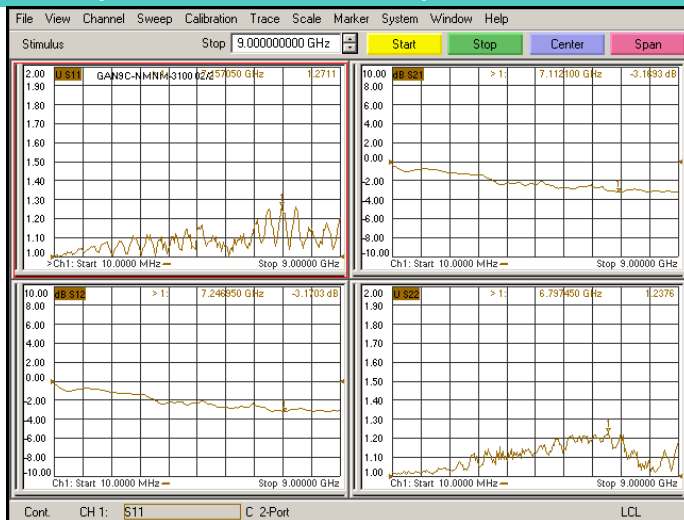
RoHS Compliant

Yes

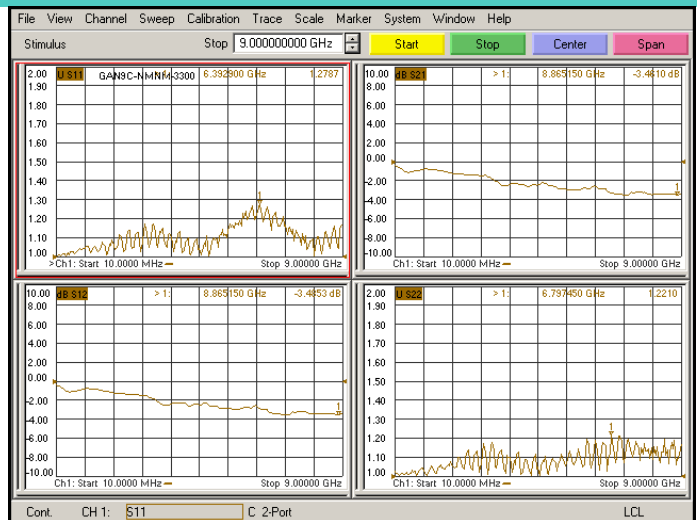
Operating Temperature Range

-40°C to +85°C

Test Report for Cable assembly



*Note: Test Cable Assembly Length = 3300 mm



*Note: Test Cable Assembly Length = 3300 mm

Revision History

Version	Description	Prepared By	Approved By	Date
V1.0	Initial release	Grimm	Hebe	2026-5-8