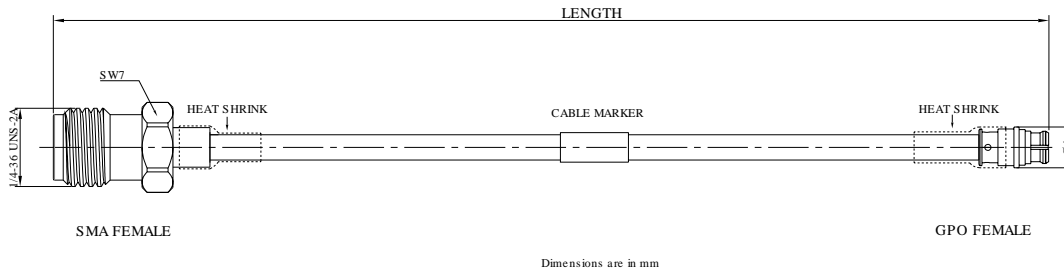


P/N: FRF71-SMFGPF-XXX

## SMA Female to GPO(SMP) Female Cable Assembly | RG-405SS Flexible Coax Cable | DC - 26.5GHz

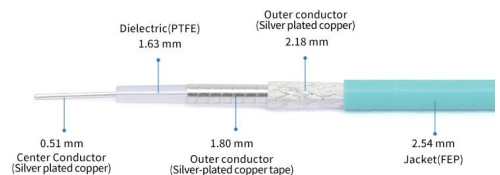


### Connectors Configuration

|                           | Connector 1 | Connector 2      |
|---------------------------|-------------|------------------|
| Connector Series          | SMA         | GPO(SMP)         |
| Connector Polarity        | Standard    | Standard         |
| Connector Gender          | Female      | Female           |
| Connector Impedance (Ohm) | 50          | 50               |
| Connector Body Style      | Straight    | Straight         |
| Connector Body Material   | Brass       | Beryllium Copper |
| Connector Body Plating    | Gold        | Gold             |

### Cable Configuration

|                          |                            |
|--------------------------|----------------------------|
| Cable Type               | RG-405SS                   |
| Cable Impedance (Ohm)    | 50                         |
| Inner Conductor Material | Silver Plated Copper Wire  |
| Dielectric Material      | PTFE                       |
| Number of Shields        | 2                          |
| Shield Layer 1 Material  | Silver Plated Copper Tape  |
| Shield Layer 2 Material  | Silver Plated Copper Braid |
| Jacket Material          | FEP                        |
| Cable Diameter (mm)      | 2.64                       |
| Cable Color              | Turquoise                  |
| Minimum Bend Radius (mm) | 6                          |
| Capacitance (pF/m)       | 96.5                       |
| Velocity of Propagation  | 70%                        |
| Shielding Effectiveness  | < -100dB @ 1GHz            |



## Electrical Data

| Electrical Specifications for Different Length |                       |              |                    |                       |
|--|-----------------------|--------------|--------------------|-----------------------|
| Length (mm)                                    | Length Tolerance (mm) | Frequency    | VSWR / Return Loss | Insertion Loss ≤ (dB) |
| 100  | ±3                    | DC - 26.5GHz | 16dB to 18GHz      | 0.83 to 18GHz         |
| 200  | ±3                    |              |                    | 1.16 to 18GHz         |
| 300  | ±5                    |              |                    | 1.49 to 18GHz         |
| 500  | ±5                    |              |                    | 2.15 to 18GHz         |
| 800  | ±10                   |              |                    | 3.14 to 18GHz         |
| 1000   | ±10                   |              |                    | 3.65 to 18GHz         |
| 1500   | ±15                   |              |                    | 5.15 to 18GHz         |
| 2000   | ±20                   |              |                    | 6.65 to 18GHz         |

## Environmental Specifications

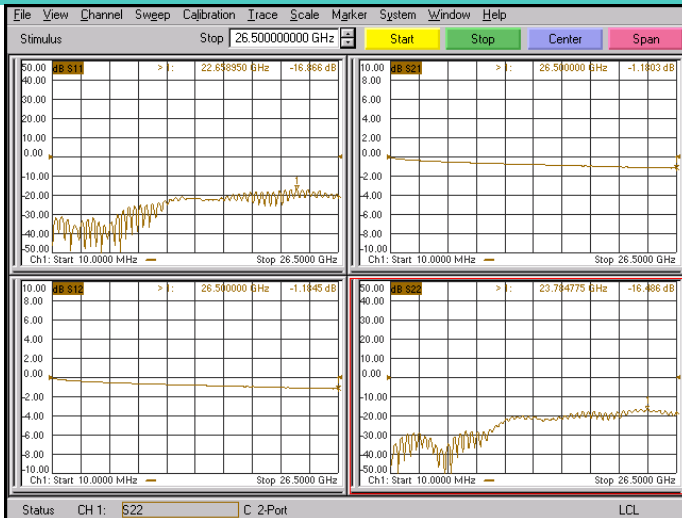
RoHS Compliant

Yes

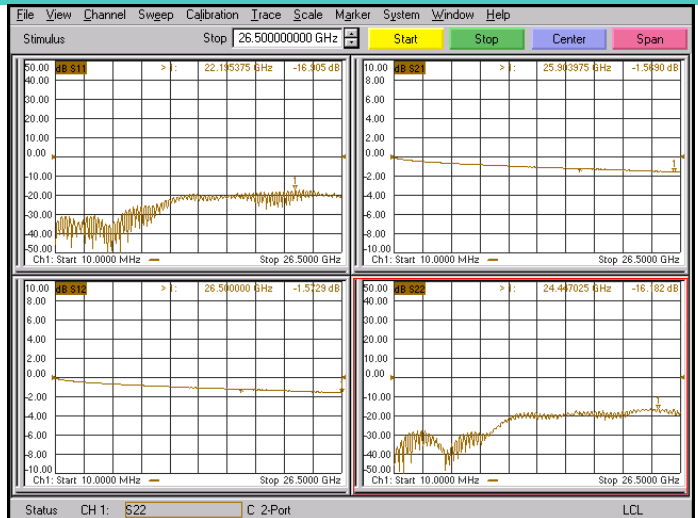
Operating Temperature Range

-45°C to +125°C

## Test Report for Cable assembly



\*Note: Test Cable Assembly Length = 200 mm



\*Note: Test Cable Assembly Length = 300 mm

## Revision History

| Version | Description     | Prepared By | Approved By | Date       |
|---------|-----------------|-------------|-------------|------------|
| V1.0    | Initial release | Grimm       | Hebe        | 2024-01-01 |