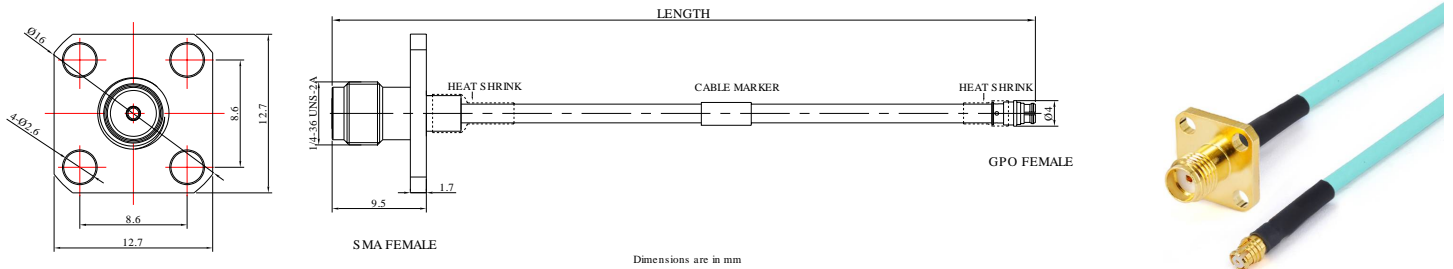


**P/N: GAF71-SMFFGPF-XXX**

**SMA 4 Hole Flange Female to GPO(SMP) Female Cable Assembly | RG-405SS Flexible Coax Cable | DC - 18GHz**

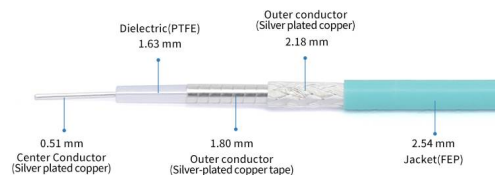


**Connectors Configuration**

	Connector 1	Connector 2
Connector Series	SMA	GPO(SMP)
Connector Polarity	Standard	Standard
Connector Gender	Female	Female
Connector Impedance (Ohm)	50	50
Connector Mount Method	4 Hole Flange	None
Connector Body Style	Straight	Straight
Connector Body Material	Brass	Beryllium Copper
Connector Body Plating	Gold	Gold

**Cable Configuration**

Cable Type	RG-405SS
Cable Impedance (Ohm)	50
Inner Conductor Material	Silver Plated Copper Wire
Dielectric Material	PTFE
Number of Shields	2
Shield Layer 1 Material	Silver Plated Copper Tape
Shield Layer 2 Material	Silver Plated Copper Braid
Jacket Material	FEP
Cable Diameter (mm)	2.64
Cable Color	Turquoise
Minimum Bend Radius (mm)	6
Capacitance (pF/m)	96.5
Velocity of Propagation	70%
Shielding Effectiveness	< -100dB @ 1GHz



P/N: GAF71-SMFFGPF-XXX

SMA 4 Hole Flange Female to GPO(SMP) Female Cable Assembly | RG-405SS Flexible Coax Cable | DC - 18GHz

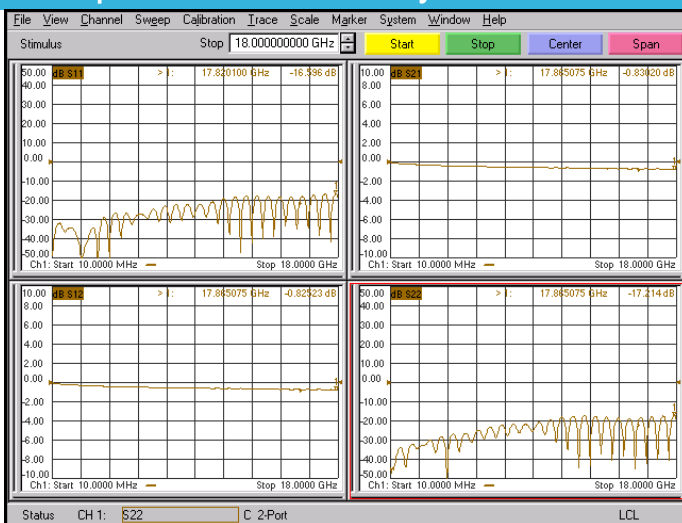
**Electrical Data**

Electrical Specifications for Different Length				
Length (mm)	Length Tolerance (mm)	Frequency	VSWR / Return Loss	Insertion Loss ≤ (dB)
100	±3	DC - 26.5GHz	16dB to 18GHz	0.83 to 18GHz
200	±3			1.16 to 18GHz
300	±5			1.49 to 18GHz
500	±5			2.15 to 18GHz
800	±10			3.14 to 18GHz
1000	±10			3.65 to 18GHz
1500	±15			5.15 to 18GHz
2000	±20			6.65 to 18GHz

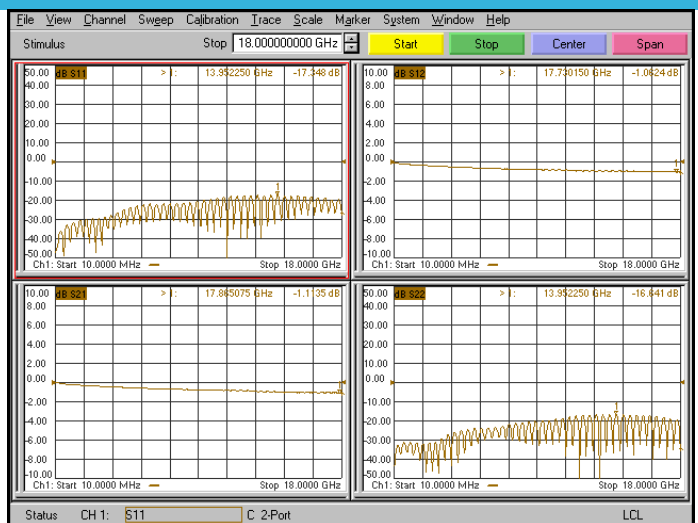
**Environmental Specifications**

RoHS Compliant  
Yes  
Operating Temperature Range  
-45°C to +125°C

**Test Report for Cable assembly**



\*Note: Test Cable Assembly Length = 150 mm



\*Note: Test Cable Assembly Length = 250 mm