Datasheet

P/N: GAF71-GPPFGPPF-XXX

GPPO(Mini-SMP) Female to GPPO(Mini-SMP) Female Cable Assembly | RG-405SS Flexible Coax Cable | DC - 40GHz

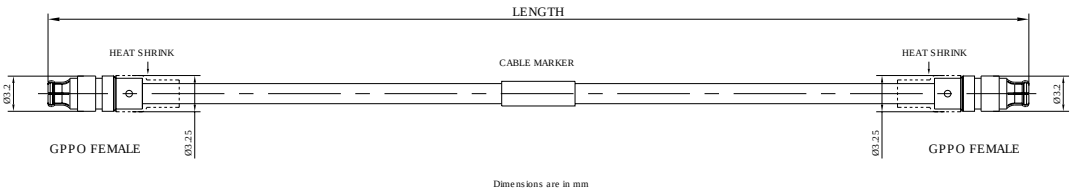

Connectors Configuration

	Connector 1	Connector 2
Connector Series	GPPO(Mini-SMP)	GPPO(Mini-SMP)
Connector Polarity	Standard	Standard
Connector Gender	Female	Female
Connector Impedance (Ohm)	50	50
Connector Body Style	Straight	Straight
Connector Body Material	Beryllium Copper	Beryllium Copper
Connector Body Plating	Gold	Gold

Cable Configuration

Cable Type	RG-405SS
Cable Impedance (Ohm)	50
Inner Conductor Material	Silver Plated Copper Wire
Dielectric Material	PTFE
Number of Shields	2
Shield Layer 1 Material	Silver Plated Copper Tape
Shield Layer 2 Material	Silver Plated Copper Braid
Jacket Material	FEP
Cable Diameter (mm)	2.54
Cable Color	Turquoise
Minimum Bend Radius (mm)	6
Capacitance (pF/m)	96.5
Velocity of Propagation	70%
Shielding Effectiveness	< -100dB @ 1GHz



Gwave Technology Inc

(888)251-2240

87 Patricia Ct, Mountain View, CA 94041

sales@gwavetech.com

www.gwavetech.com

P/N: GAF71-GPPFGPPF-XXX

GPPO(Mini-SMP) Female to GPPO(Mini-SMP) Female Cable Assembly | RG-405SS Flexible Coax Cable | DC - 40GHz

Electrical Data

Electrical Specifications for Different Length

Length (mm)	Length Tolerance (mm)	Frequency	VSWR / Return Loss	Insertion Loss ≤ (dB)
100	±3	DC - 40GHz	10dB to 40GHz	0.529 to 18GHz
150	±3			
200	±3			0.859 to 18GHz
250	±3			
300	±5			1.18 to 18GHz
400	±5			
500	±5			1.85 to 18GHz
800	±10			
1000	±10			3.49 to 18GHz

Enviromental Specifications

RoHS Compliant	Yes
Operating Temperature Range	-45°C to +125°C

Test Report for Cable assembly

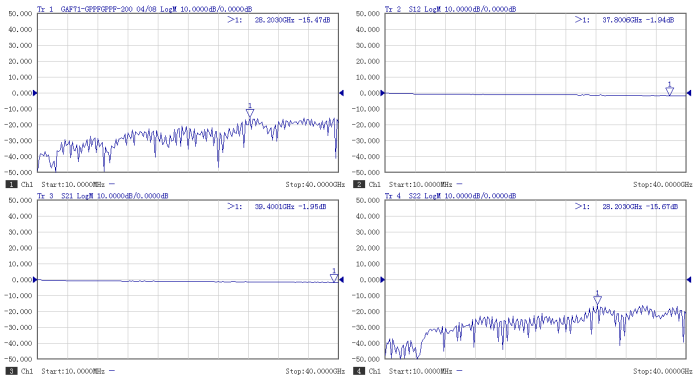

**Note:Test Cable Assembly Length = 200 mm*

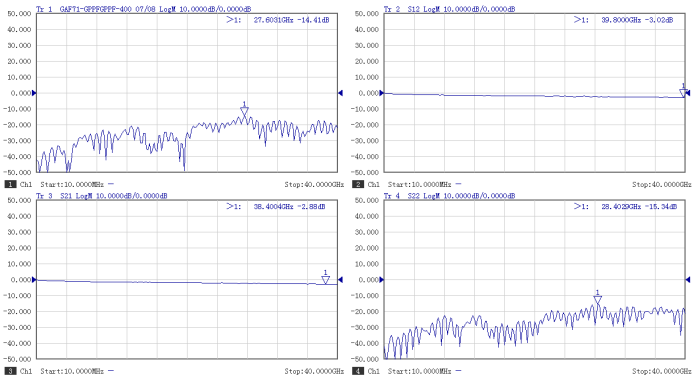

**Note:Test Cable Assembly Length = 400 mm*