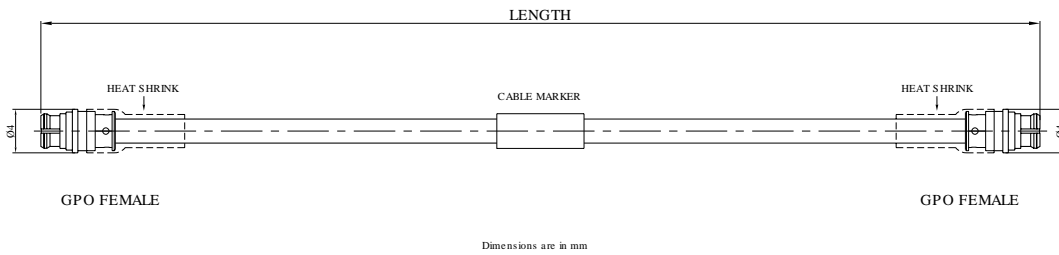


P/N: GAF71-GPFGPF-XXX

GPO(SMP) Female to GPO(SMP) Female Cable Assembly | RG-405SS Flexible Coax Cable | DC - 18GHz

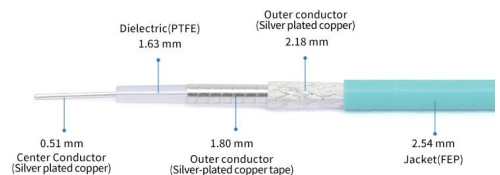


Connectors Configuration

	Connector 1	Connector 2
Connector Series	GPO(SMP)	GPO(SMP)
Connector Polarity	Standard	Standard
Connector Gender	Female	Female
Connector Impedance (Ohm)	50	50
Connector Body Style	Straight	Straight
Connector Body Material	Beryllium Copper	Beryllium Copper
Connector Body Plating	Gold	Gold

Cable Configuration

Cable Type	RG-405SS
Cable Impedance (Ohm)	50
Inner Conductor Material	Silver Plated Copper Wire
Dielectric Material	PTFE
Number of Shields	2
Shield Layer 1 Material	Silver Plated Copper Tape
Shield Layer 2 Material	Silver Plated Copper Braid
Jacket Material	FEP
Cable Diameter (mm)	2.64
Cable Color	Turquoise
Minimum Bend Radius (mm)	6
Capacitance (pF/m)	96.5
Velocity of Propagation	70%
Shielding Effectiveness	< -100dB @ 1GHz



P/N: GAF71-GPFGPF-XXX

GPO(SMP) Female to GPO(SMP) Female Cable Assembly | RG-405SS Flexible Coax Cable | DC - 18GHz

Electrical Data

Electrical Specifications for Different Length				
Length (mm)	Length Tolerance (mm)	Frequency	VSWR / Return Loss	Insertion Loss ≤ (dB)
100	±3	DC - 18GHz	15dB to 18GHz	0.81 to 18GHz
150	±3			1.0 to 18GHz
200	±3			1.12 to 18GHz
250	±3			1.31 to 18GHz
300	±5			1.44 to 18GHz
400	±5			1.75 to 18GHz
500	±5			2.05 to 18GHz
800	±10			2.94 to 18GHz
1000	±10			3.6 to 18GHz
1500	±15			5.15 to 18GHz
2000	±20			6.65 to 18GHz

Environmental Specifications

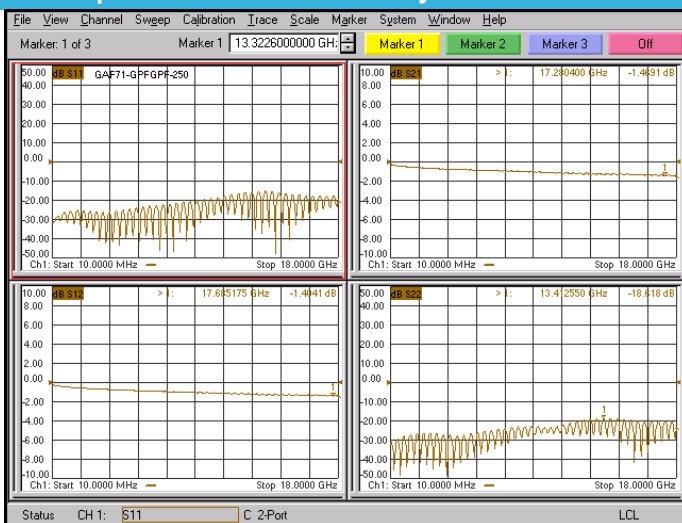
RoHS Compliant

Yes

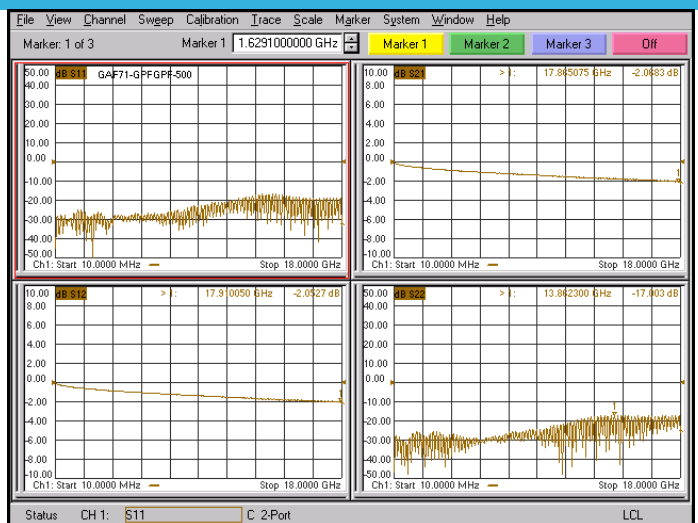
Operating Temperature Range

-45°C to +125°C

Test Report for Cable assembly



*Note: Test Cable Assembly Length = 250 mm



*Note: Test Cable Assembly Length = 500 mm