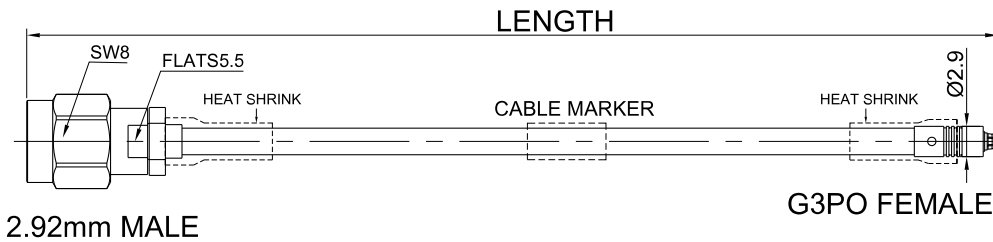


P/N: GAF71-292MG3PF-XXX

**2.92mm Male to G3PO(SMPS) Female Cable Assembly | RG-405SS Flexible Coax Cable | DC - 40GHz**



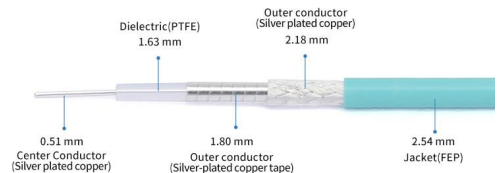
Dimensions are in mm

**Connectors Configuration**

	Connector 1	Connector 2
Connector Series	2.92mm	G3PO(SMPS)
Connector Polarity	Standard	Standard
Connector Gender	Male	Female
Connector Impedance (Ohm)	50	50
Connector Body Style	Straight	Straight
Connector Body Material	Stainless Steel	Beryllium Copper
Connector Body Plating	Passivated	Gold

**Cable Configuration**

Cable Type	RG-405SS
Cable Impedance (Ohm)	50
Inner Conductor Material	Silver Plated Copper Wire
Dielectric Material	PTFE
Number of Shields	2
Shield Layer 1 Material	Silver Plated Copper Tape
Shield Layer 2 Material	Silver Plated Copper Braid
Jacket Material	FEP
Cable Diameter (mm)	2.64
Cable Color	Turquoise
Minimum Bend Radius (mm)	6
Capacitance (pF/m)	96.5
Velocity of Propagation	70%
Shielding Effectiveness	< -100dB @ 1GHz



P/N: GAF71-292MG3PF-XXX

2.92mm Male to G3PO(SMPS) Female Cable Assembly | RG-405SS Flexible Coax Cable | DC - 40GHz

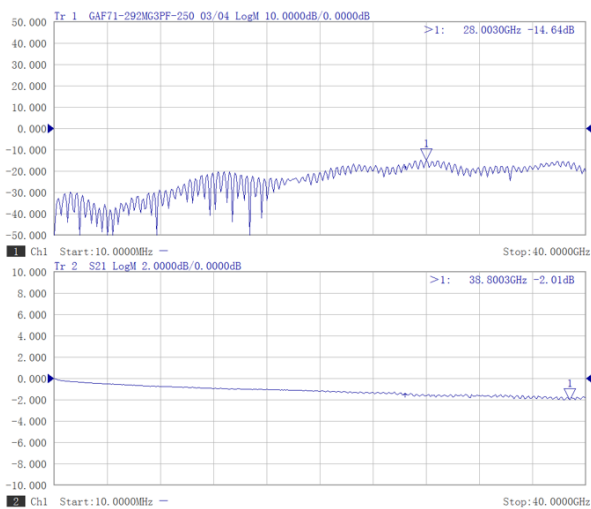
**Electrical Data**

Electrical Specifications for Different Length				
Length (mm)	Length Tolerance (mm)	Frequency	VSWR / Return Loss	Insertion Loss ≤ (dB)
100	±3	DC - 40GHz	12dB to 40GHz	1.32 to 40GHz
200	±3			1.94 to 40GHz
300	±5			2.56 to 40GHz
500	±5			3.82 to 40GHz
800	±10			5.66 to 40GHz
1000	±10			6.9 to 40GHz
1500	±15			10.0 to 40GHz
2000	±20			13.5 to 40GHz

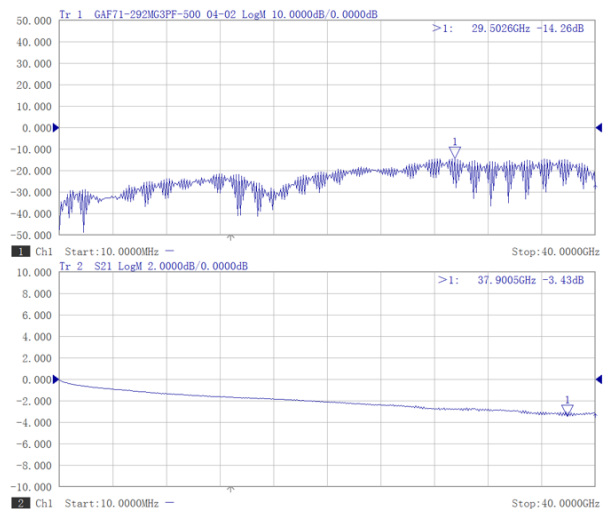
**Environmental Specifications**

RoHS Compliant  
Yes  
Operating Temperature Range  
-45°C to +125°C

**Test Report for Cable assembly**



\*Note: Test Cable Assembly Length = 250 mm



\*Note: Test Cable Assembly Length = 500 mm