
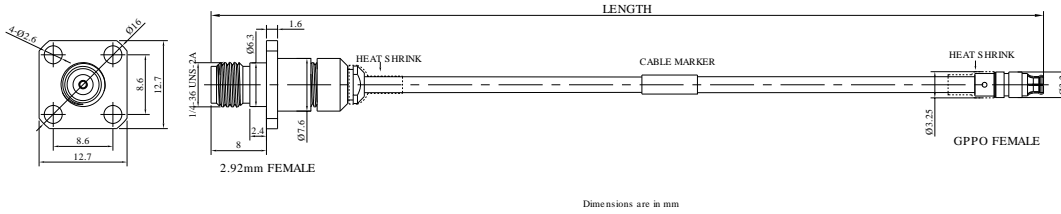


**2.92mm Female with 4 Hole Flange to GPPO (Mini-SMP) Female Cable** P/N: FRF71-292FFGPPF-XXX  
**Using RG-405SS Flexible Coax, DC - 40GHz**



## Product Configuration

Connector 1 Series	2.92mm
Connector 1 Polarity	Standard
Connector 1 Gender	Female
Connector 1 Impedance (Ohm)	50
Connector 1 Mount Method	4 Hole Flange
Connector 1 Body Style	Straight
Connector 2 Series	GPPO(Mini-SMP)
Connector 2 Polarity	Standard
Connector 2 Gender	Female
Connector 2 Impedance (Ohm)	50
Connector 2 Mount Method	None
Connector 2 Body Style	Straight
Coax Cable	RG-405SS

## Mechanical Data

Connector 1 Body Material	Stainless Steel
Connector 1 Body Plating	Passivated
Connector 2 Body Material	Beryllium Copper
Connector 2 Body Plating	Gold
Out Diameter	2.54mm
Min. Bending Radius	6.35mm
Mating Cycles, Min	≥500

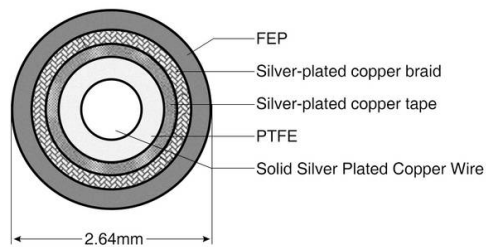
## 2.92mm Female with 4 Hole Flange to GPPO (Mini-SMP) Female Cable P/N: FRF71-292FFGPPF-XXX Using RG-405SS Flexible Coax, DC - 40GHz

### Environmental Specifications

RoHS Compliant	Yes
Operating Temperature Range	-40 °C to +80 °C
MIL/STD	N/A

### Cable Specifications

Description	Parameter
Center Conductor	Silver plated copper wire
Dielectric	PTFE
Inner Conductor	Silver-plated copper tape
Outer Conductor	Silver-plated copper braid
Jacket	FEP
Jacket Diameter(mm)	2.64
Capacitance(pF/m)	96.5
Velocity of propagation(%)	70
Min. bending radius(mm)	6
Shielding Effectiveness	> -100dB @ 1GHz



### Part Number List

Part Number	Length(mm)	Frequency	Insertion Loss ≤ (dB)				VSWR
			3GHz	10GHz	18GHz	40GHz	
FRF71-292FFGPPF-1000	1000±10	DC-40GHz	1.33	2.71	3.65	6.92	≤ 14dB to 40GHz
FRF71-292FFGPPF-500	500±5	DC-40GHz	0.785	1.42	2.15	3.82	≤ 14dB to 40GHz
FRF71-292FFGPPF-300	300±3	DC-40GHz	0.53	0.96	1.49	2.56	≤ 14dB to 40GHz
FRF71-292FFGPPF-200	200±3	DC-40GHz	0.404	0.74	1.16	1.94	≤ 14dB to 40GHz
FRF71-292FFGPPF-100	100±3	DC-40GHz	0.27	0.52	0.83	1.32	≤ 14dB to 40GHz

Note: Phase Matching is available by request.