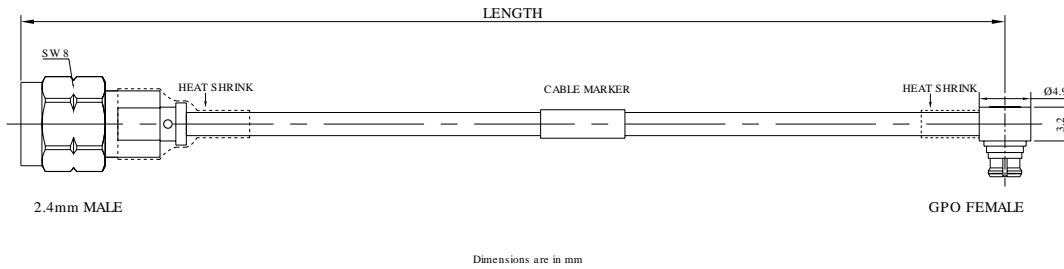


P/N: FRF71-24MGPWF-XXX

## 2.4mm Male to GPO(SMP) Right Angle Female Cable Assembly | RG-405SS Flexible Coax Cable | DC - 50GHz



### Connectors Configuration

|                           | Connector 1     | Connector 2      |
|---------------------------|-----------------|------------------|
| Connector Series          | 2.4mm           | GPO(SMP)         |
| Connector Polarity        | Standard        | Standard         |
| Connector Gender          | Male            | Female           |
| Connector Impedance (Ohm) | 50              | 50               |
| Connector Body Style      | Straight        | Right Angle      |
| Connector Body Material   | Stainless Steel | Beryllium Copper |
| Connector Body Plating    | Passivated      | Gold             |

### Cable Configuration

|                          |                            |
|--------------------------|----------------------------|
| Cable Type               | RG-405SS                   |
| Cable Impedance (Ohm)    | 50                         |
| Inner Conductor Material | Silver Plated Copper Wire  |
| Dielectric Material      | PTFE                       |
| Number of Shields        | 2                          |
| Shield Layer 1 Material  | Silver Plated Copper Tape  |
| Shield Layer 2 Material  | Silver Plated Copper Braid |
| Jacket Material          | FEP                        |
| Cable Diameter (mm)      | 2.64                       |
| Cable Color              | Turquoise                  |
| Minimum Bend Radius (mm) | 6                          |
| Capacitance (pF/m)       | 96.5                       |
| Velocity of Propagation  | 70%                        |
| Shielding Effectiveness  | < -100dB @ 1GHz            |



## Electrical Data

| Electrical Specifications for Different Length |                       |            |                    |                       |
|--|-----------------------|------------|--------------------|-----------------------|
| Length (mm)                                    | Length Tolerance (mm) | Frequency  | VSWR / Return Loss | Insertion Loss ≤ (dB) |
| 100  | ±3                    | DC - 40GHz | 10dB to 40GHz      | 1.32 to 40GHz         |
| 200  | ±3                    |            |                    | 1.94 to 40GHz         |
| 300  | ±5                    |            |                    | 2.56 to 40GHz         |
| 500  | ±5                    |            |                    | 3.82 to 40GHz         |
| 800  | ±10                   |            |                    | 5.66 to 40GHz         |
| 1000   | ±10                   |            |                    | 6.9 to 40GHz          |
| 1500   | ±15                   |            |                    | 10.0 to 40GHz         |
| 2000   | ±20                   |            |                    | 13.5 to 40GHz         |

## Environmental Specifications

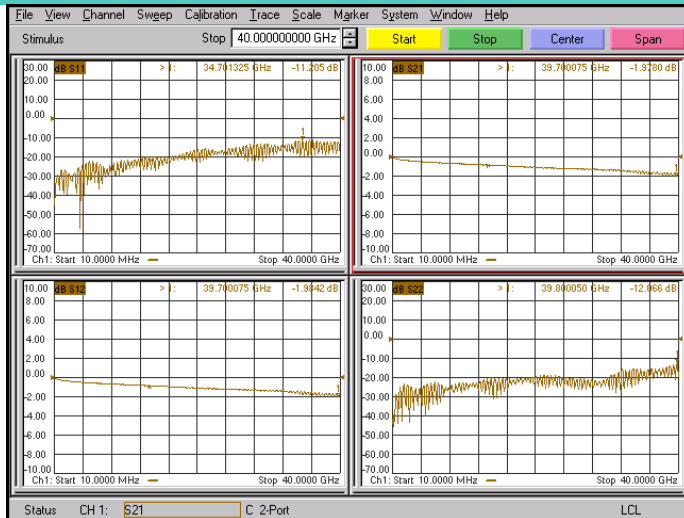
RoHS Compliant

Yes

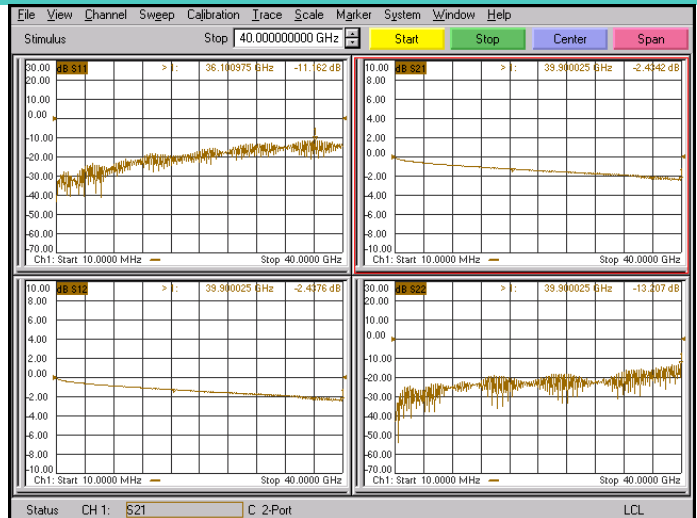
Operating Temperature Range

-45°C to +125°C

## Test Report for Cable assembly



\*Note: Test Cable Assembly Length = 200 mm



\*Note: Test Cable Assembly Length = 300 mm

## Revision History

| Version | Description     | Prepared By | Approved By | Date       |
|---------|-----------------|-------------|-------------|------------|
| V1.0    | Initial release | Grimm       | Hebe        | 2024-01-01 |