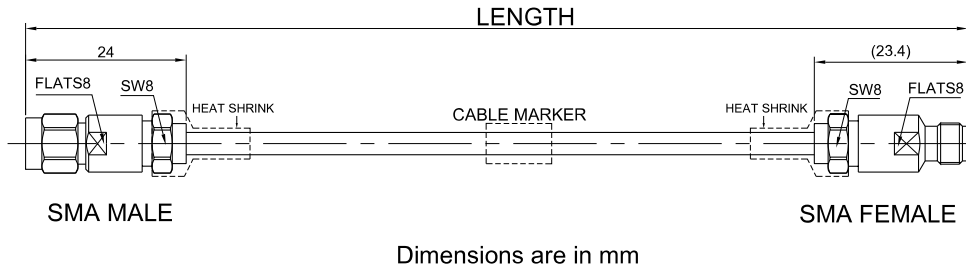


P/N: GAA3-SMMSMF-XXXA3

SMA Male to SMA Female Cable Assembly | 205A Low Loss Phase Stable Flexible Coax Cable With FEP Jacket | With Armor | DC - 18GHz | Insertion loss 1.05dB/m @18GHz



Connectors Configuration

	Connector 1	Connector 2
Connector Series	SMA	SMA
Connector Polarity	Standard	Standard
Connector Gender	Male	Female
Connector Impedance (Ohm)	50	50
Connector Body Style	Straight	Straight
Connector Body Material	Stainless Steel	Stainless Steel
Connector Body Plating	Passivated	Passivated

Cable Configuration

Cable Type	Low Loss & Phase Stable Flexible Cable
Cable Impedance (Ohm)	50
Inner Conductor Material	Silver Plated Copper
Dielectric Material	LD-PTFE
Number of Shields	2
Shield Layer 1 Material	Silver Plated Copper Tape
Shield Layer 2 Material	Silver Plated Copper Braid
Jacket Material	FEP
Cable Diameter (mm)	5.21
Minimum Bend Radius (mm)	52
Capacitance (pF/m)	80
Velocity of Propagation	83%
Shielding Effectiveness	> 100dB @ 1GHz
Armor Type	Stainless Steel Wire Covered By Tin Plated Copper Wire And Nomex Braid
Armored Diameter (mm)	9.3



P/N: GAA3-SMMSMF-XXXA3

SMA Male to SMA Female Cable Assembly | 205A Low Loss Phase Stable Flexible Coax Cable With FEP Jacket | With Armor | DC - 18GHz | Insertion loss 1.05dB/m @18GHz

Electrical Data

Electrical Specifications for Different Length				
Length (mm)	Length Tolerance (mm)	Frequency	VSWR / Return Loss	Insertion Loss ≤ (dB)
500	±5	DC - 18GHz	1.25 to 18GHz	0.89 to 18GHz
800	±10			1.20 to 18GHz
1000	±10			1.41 to 18GHz
1500	±15			1.92 to 18GHz
2000	±20			2.43 to 18GHz
3000	±30			3.46 to 18GHz
5000	±50			5.50 to 18GHz

Environmental Specifications

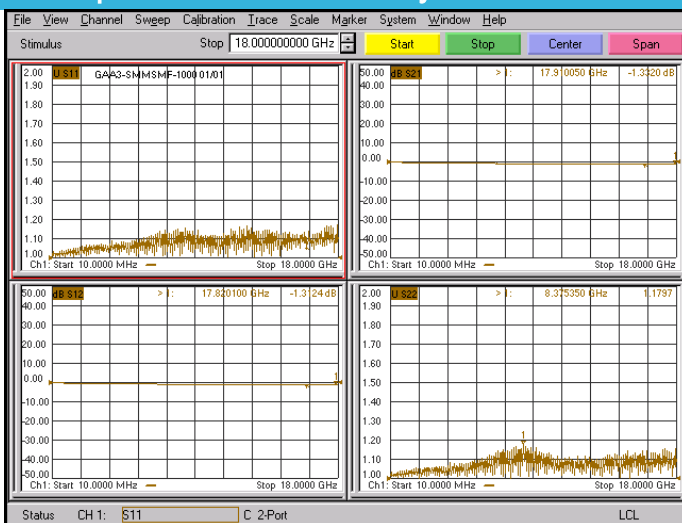
RoHS Compliant

Yes

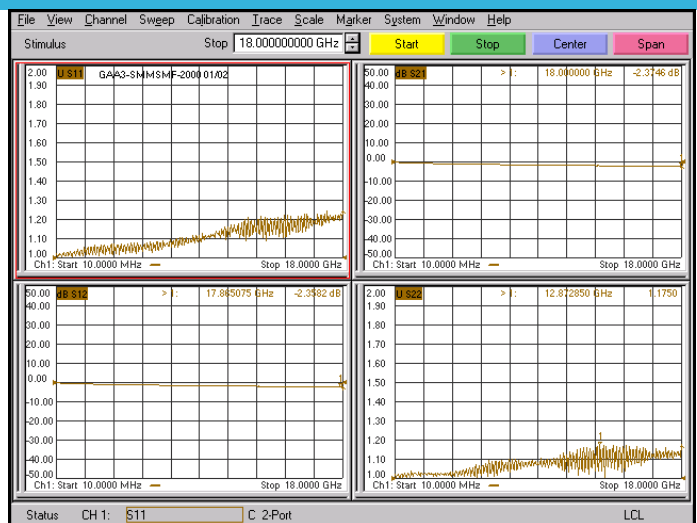
Operating Temperature Range

-45°C to +125°C

Test Report for Cable assembly



*Note: Test Cable Assembly Length = 1000 mm



*Note: Test Cable Assembly Length = 2000 mm