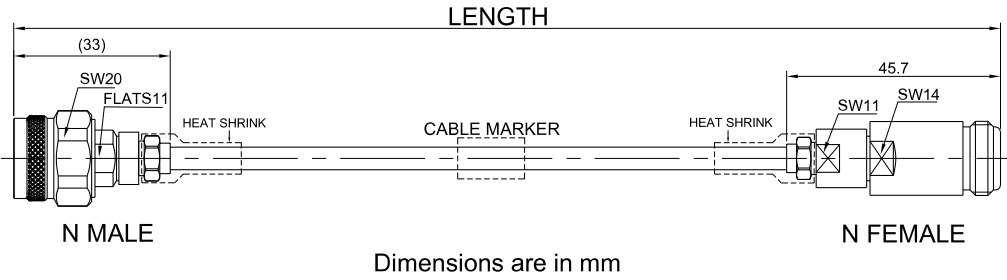


## P/N: FRA3-NMNF-XXX

**N Male to N Female Cable Assembly | 205A Low Loss Phase Stable Flexible Coax Cable With FEP Jacket | DC - 18GHz | Insertion loss 1.05dB/m @18GHz**




## Connectors Configuration

	Connector 1	Connector 2
Connector Series	N	N
Connector Polarity	Standard	Standard
Connector Gender	Male	Female
Connector Impedance (Ohm)	50	50
Connector Body Style	Straight	Straight
Connector Body Material	Stainless Steel	Stainless Steel
Connector Body Plating	Passivated	Passivated

## Cable Configuration

Cable Type	Low Loss & Phase Stable Flexible Cable
Cable Impedance (Ohm)	50
Inner Conductor Material	Silver Plated Copper
Dielectric Material	LD-PTFE
Number of Shields	2
Shield Layer 1 Material	Silver Plated Copper Tape
Shield Layer 2 Material	Silver Plated Copper Braid
Jacket Material	FEP
Cable Diameter (mm)	5.21
Cable Color	Turquoise
Minimum Bend Radius (mm)	26
Capacitance (pF/m)	80
Velocity of Propagation	83%
Shielding Effectiveness	> 100dB @ 1GHz



P/N: FRA3-NMNF-XXX

N Male to N Female Cable Assembly | 205A Low Loss Phase Stable Flexible Coax Cable With FEP Jacket | DC - 18GHz | Insertion loss 1.05dB/m @18GHz

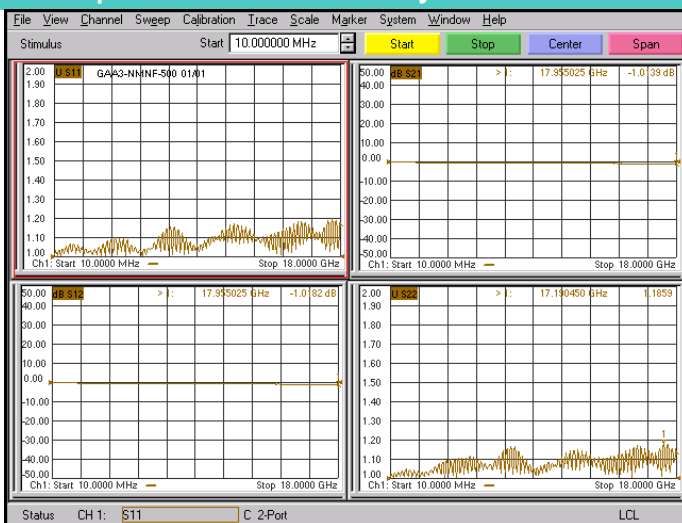
## Electrical Data

Electrical Specifications for Different Length				
Length (mm)	Length Tolerance (mm)	Frequency	VSWR / Return Loss	Insertion Loss ≤ (dB)
500	±5	DC - 18GHz	1.25 to 18GHz	0.89 to 18GHz
800	±10			1.20 to 18GHz
1000	±10			1.41 to 18GHz
1500	±15			1.92 to 18GHz
2000	±20			2.43 to 18GHz
3000	±30			3.46 to 18GHz
5000	±50			5.50 to 18GHz

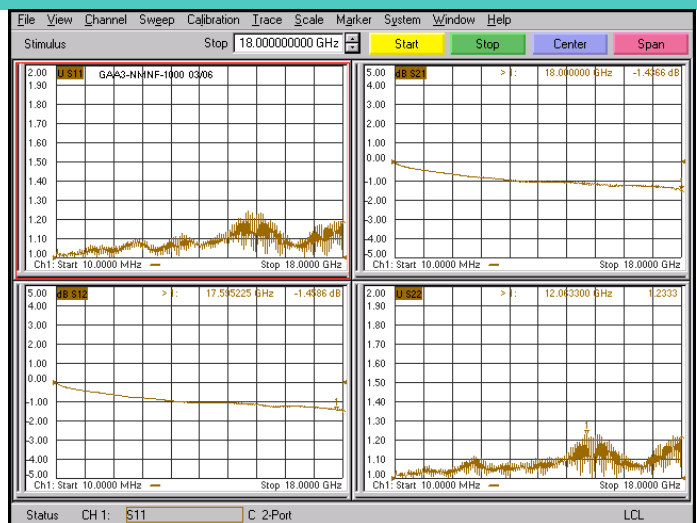
## Environmental Specifications

RoHS Compliant Yes  
 Operating Temperature Range -45°C to +125°C

## Test Report for Cable assembly



\*Note: Test Cable Assembly Length = 500 mm



\*Note: Test Cable Assembly Length = 1000 mm