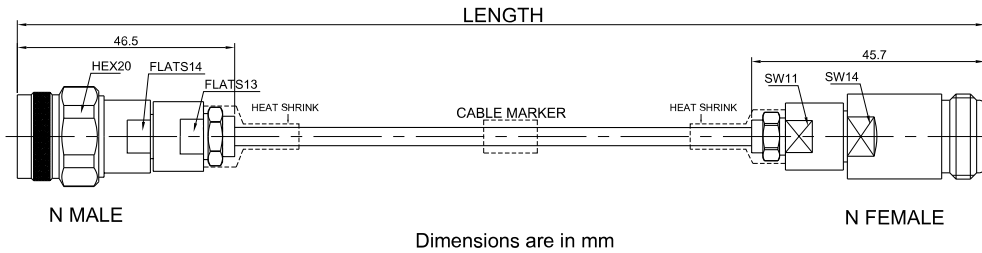


**P/N: GAA2-NMNF-XXXX1**

**N Male to N Female Cable Assembly | 311A Series Low-Loss Phase-Stable Microwave Coaxial Cable With Type 1 Armor | OD 15mm | DC - 18GHz**



**Connectors Configuration**

	Connector 1	Connector 2
Connector Series	N	N
Connector Polarity	Standard	Standard
Connector Gender	Male	Female
Connector Impedance (Ohm)	50	50
Connector Body Style	Straight	Straight
Connector Body Material	Stainless Steel	Stainless Steel
Connector Body Plating	Passivated	Passivated

**Cable Configuration**

Cable Type	311A Low Loss Flexible Cable
Cable Impedance (Ohm)	50
Inner Conductor Material	Silver Plated Copper (SPC)
Dielectric Material	LD-PTFE
Number of Shields	2
Shield Layer 1 Material	Silver-plated copper tape
Shield Layer 2 Material	Silver-plated copper braid
Jacket Material	FEP
Cable Diameter (mm)	7.9
Cable Color	Blue
Minimum Bend Radius (mm)	31.75
Capacitance (pF/m)	80
Velocity of Propagation	82%
Shielding Effectiveness	<-100dB
Armor Type	Polyurethane Jacket Over Braid Stainless Steel Spiral
Armored Diameter (mm)	15



P/N: GAA2-NMNF-XXXXA1

N Male to N Female Cable Assembly | 311A Series Low-Loss Phase-Stable Microwave Coaxial Cable With Type 1 Armor | OD 15mm | DC - 18GHz

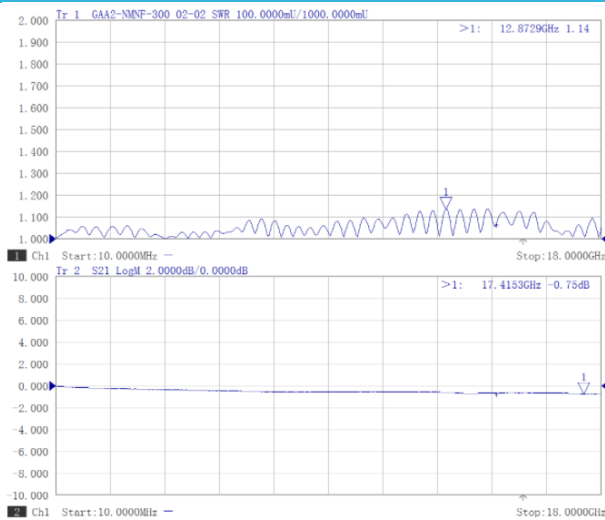
**Electrical Data**

Electrical Specifications for Different Length				
Length (mm)	Length Tolerance (mm)	Frequency	VSWR / Return Loss	Insertion Loss ≤ (dB)
500	±5	DC-18GHz	<1.25	0.80
600	±5			0.89
800	±10			1.07
1000	±10			1.25
1500	±15			1.65
2000	±20			2.05
3000	±30			2.75
5000	±50			4.15

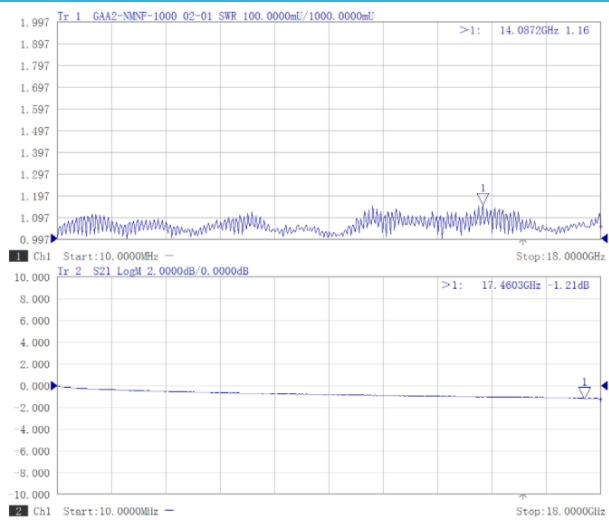
**Environmental Specifications**

RoHS Compliant  
Yes  
Operating Temperature Range  
-40°C to +125°C

**Test Report for Cable assembly**



\*Note: Test Cable Assembly Length = 300 mm



\*Note: Test Cable Assembly Length = 1000 mm