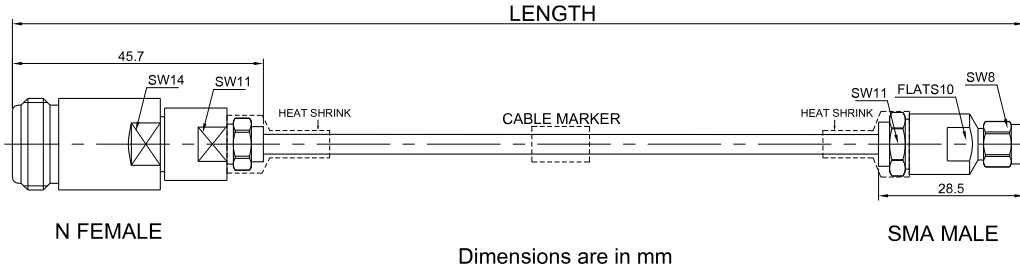


P/N: FRA2-NFSMM-XXXA1

N Female to SMA Male Cable Assembly | 311A Series Low-Loss Phase-Stable Microwave Coaxial Cable With Type 1 Armor | OD 15mm | DC - 18GHz

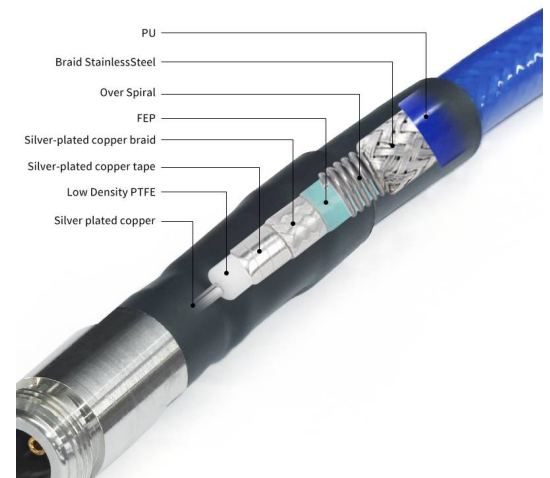


Connectors Configuration

	Connector 1	Connector 2
Connector Series	N	SMA
Connector Polarity	Standard	Standard
Connector Gender	Female	Male
Connector Impedance (Ohm)	50	50
Connector Body Style	Straight	Straight
Connector Body Material	Stainless Steel	Stainless Steel
Connector Body Plating	Passivated	Passivated

Cable Configuration

Cable Type	311A Low Loss Flexible Cable
Cable Impedance (Ohm)	50
Inner Conductor Material	Silver Plated Copper (SPC)
Dielectric Material	LD-PTFE
Number of Shields	2
Shield Layer 1 Material	Silver-plated copper tape
Shield Layer 2 Material	Silver-plated copper braid
Jacket Material	FEP
Cable Diameter (mm)	7.9
Armor Type	Polyurethane Jacket Over Braid Stainless Steel Spiral
Armored Diameter (mm)	15
Cable Color	Blue
Minimum Bend Radius (mm)	31.75
Capacitance (pF/m)	80
Velocity of Propagation	82%
Shielding Effectiveness	<-100dB



P/N: FRA2-NFSMM-XXXA1

N Female to SMA Male Cable Assembly | 311A Series Low-Loss Phase-Stable Microwave Coaxial Cable With Type 1 Armor | OD 15mm | DC - 18GHz

Electrical Data

Electrical Specifications for Different Length				
Length (mm)	Length Tolerance (mm)	Frequency	VSWR / Return Loss	Insertion Loss ≤ (dB)
500	±5	DC-18GHz	<1.25	0.80
600	±5			0.89
800	±10			1.07
1000	±10		<1.35	1.25
1500	±15			1.65
2000	±20			2.05
3000	±30			2.75
5000	±50			4.15

Environmental Specifications

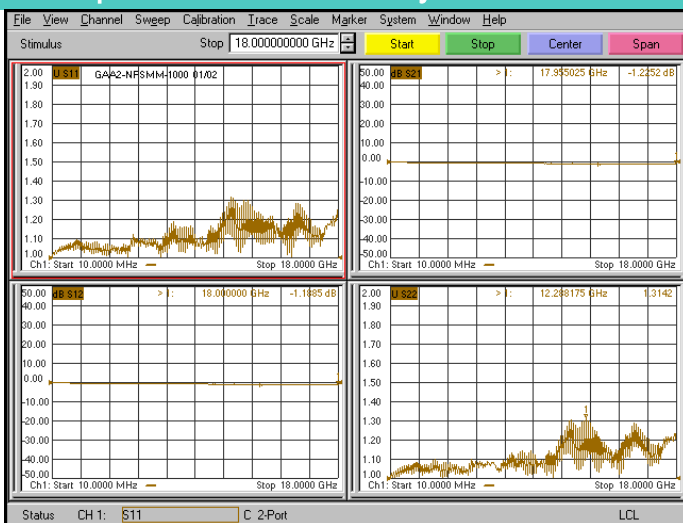
RoHS Compliant

Yes

Operating Temperature Range

-40°C to +125°C

Test Report for Cable assembly



*Note: Test Cable Assembly Length = 1000 mm