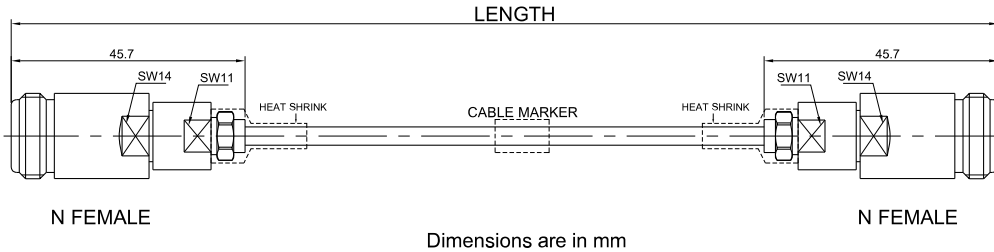


P/N: FRA2-NFNF-XXX

## N Female to N Female Cable Assembly | 311A Series Low-Loss Phase-Stable Microwave Coaxial Cable | OD 7.9mm | DC - 18GHz

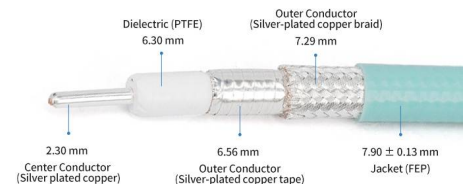


### Connectors Configuration

	Connector 1	Connector 2
Connector Series	N	N
Connector Polarity	Standard	Standard
Connector Gender	Female	Female
Connector Impedance (Ohm)	50	50
Connector Body Style	Straight	Straight
Connector Body Material	Stainless Steel	Stainless Steel
Connector Body Plating	Passivated	Passivated

### Cable Configuration

Cable Type	311A Low Loss Flexible Cable
Cable Impedance (Ohm)	50
Inner Conductor Material	Silver Plated Copper (SPC)
Dielectric Material	LD-PTFE
Number of Shields	2
Shield Layer 1 Material	Silver-plated copper tape
Shield Layer 2 Material	Silver-plated copper braid
Jacket Material	FEP
Cable Diameter (mm)	7.9
Cable Color	Turquoise
Minimum Bend Radius (mm)	31.75
Capacitance (pF/m)	80
Velocity of Propagation	82%
Shielding Effectiveness	<-100dB



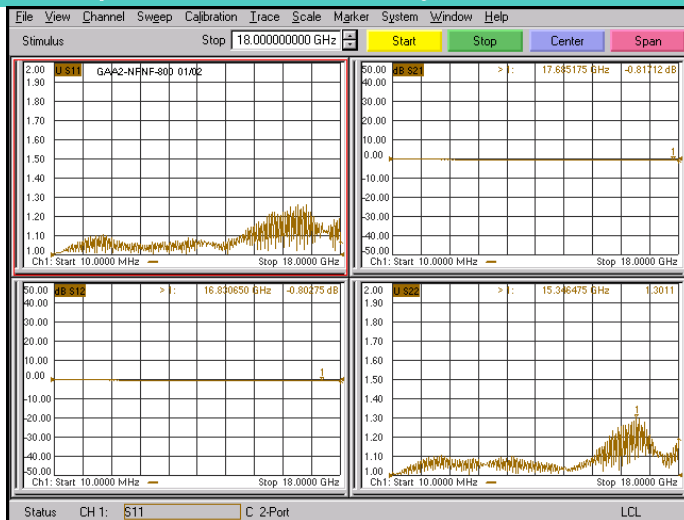
## Electrical Data

Electrical Specifications for Different Length				
Length (mm)	Length Tolerance (mm)	Frequency	VSWR / Return Loss	Insertion Loss $\leq$ (dB)
500	$\pm 5$	DC-18GHz	<1.25	0.80
600	$\pm 5$			0.89
800	$\pm 10$			1.07
1000	$\pm 10$		<1.35	1.25
1500	$\pm 15$			1.65
2000	$\pm 20$			2.05
3000	$\pm 30$			2.75
5000	$\pm 50$			4.15

## Environmental Specifications

RoHS Compliant	Yes
Operating Temperature Range	-40°C to +125°C

## Test Report for Cable assembly



\*Note: Test Cable Assembly Length = 800 mm

## Revision History

Version	Description	Prepared By	Approved By	Date
---------	-------------	-------------	-------------	------