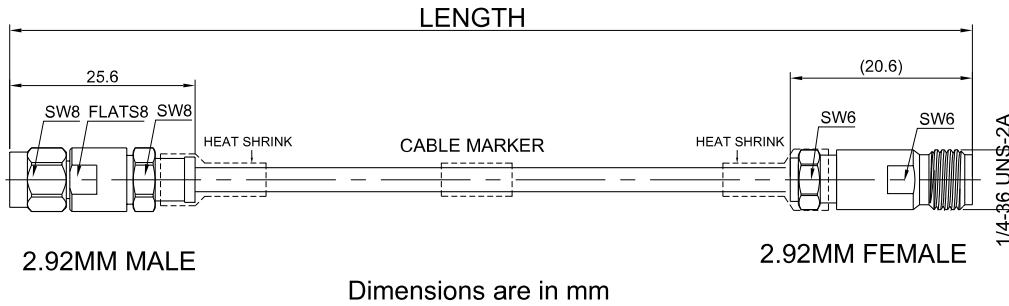


P/N: FRA1-292M292F-XXX

2.92mm Male to 2.92mm Female Cable Assembly | 142A Series Low Loss Phase Stable Flexible Coax Cable | DC-40GHz | 2.2dB/m@40GHz |




Connectors Configuration

	Connector 1	Connector 2
Connector Series	2.92mm	2.92mm
Connector Polarity	Standard	Standard
Connector Gender	Male	Female
Connector Impedance (Ohm)	50	50
Connector Body Style	Straight	Straight
Connector Body Material	Stainless Steel	Stainless Steel
Connector Body Plating	Passivated	Passivated

Cable Configuration

Cable Type	142A Series
Cable Impedance (Ohm)	50
Inner Conductor Material	Silver plated copper
Dielectric Material	Low Density PTFE
Number of Shields	2
Shield Layer 1 Material	Silver-plated copper tape
Shield Layer 2 Material	Silver-plated copper braid
Jacket Material	FEP
Cable Diameter (mm)	3.61
Minimum Bend Radius (mm)	18
Capacitance (pF/m)	80.38
Velocity of Propagation	83
Shielding Effectiveness	<-100dB @ 1GHz



Electrical Data

Electrical Specifications for Different Length				
Length (mm)	Length Tolerance (mm)	Frequency	VSWR / Return Loss	Insertion Loss ≤ (dB)
500	±5	DC to 40 GHz	1.3 to 40 GHz	1.70 to 40GHz
600	±5			1.91 to 40GHz
700	±5			2.14 to 40GHz
800	±10			2.36 to 40GHz
900	±10			2.58 to 40GHz
1000	±10			2.8 to 40GHz
1500	±15			3.9 to 40GHz
2000	±20			5.1 to 40GHz
3000	±30			7.3 to 40GHz

Environmental Specifications

RoHS Compliant

Yes

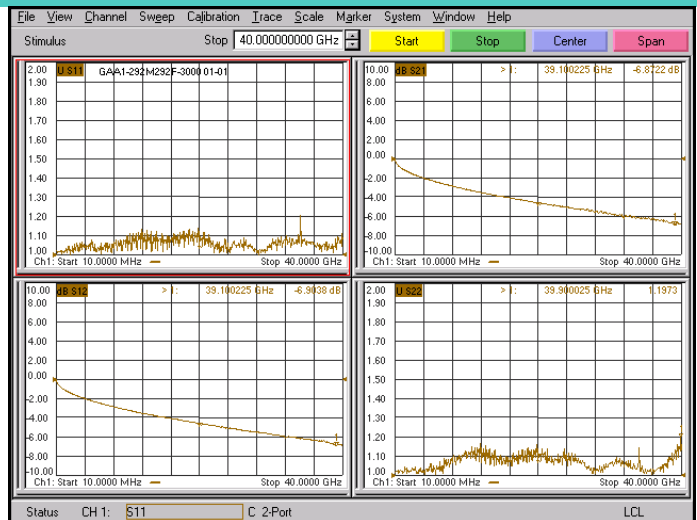
Operating Temperature Range

-40°C to +125°C

Test Report for Cable assembly



*Note: Test Cable Assembly Length = 1000 mm



*Note: Test Cable Assembly Length = 3000 mm

Revision History

Version	Description	Prepared By	Approved By	Date