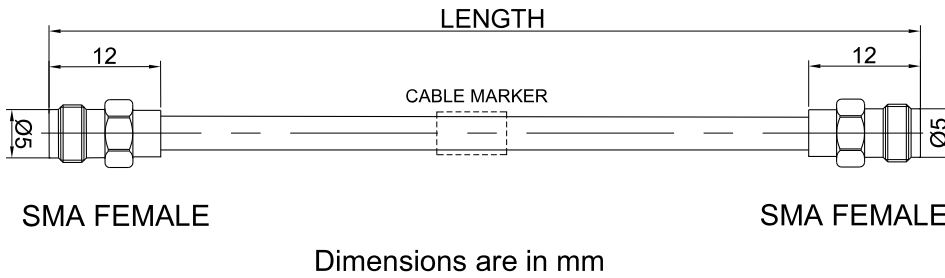


P/N: FR721-SMFSMF-XXX

SMA Female to SMA Female Cable Assembly | .141" Semi-flexible Cable without Jacket □ DC-18GHz



Connectors Configuration

	Connector 1	Connector 2
Connector Series	SMA	SMA
Connector Polarity	Standard	Standard
Connector Gender	Female	Male
Connector Impedance (Ohm)	50	50
Connector Body Style	Straight	Straight
Connector Body Material	Brass	Brass
Connector Body Plating	Gold	Gold

Cable Configuration

Cable Type	Semi-flexible
Cable Impedance (Ohm)	50
Inner Conductor Material	Silver Plated Copper Covered Steel (SCCS)
Dielectric Material	PTFE
Number of Shields	1
Shield Layer 1 Material	Tin-soaked, Tin Plated Copper (T)
Cable Diameter (mm)	3.6
Cable Color	Silver
Minimum Bend Radius (mm)	10
Capacitance (pF/m)	94
Velocity of Propagation	71%
Shielding Effectiveness	>100dB



Electrical Data

Electrical Specifications for Different Length				
Length (mm)	Length Tolerance (mm)	Frequency	VSWR / Return Loss	Insertion Loss \leq (dB)
100	± 3	DC-18GHz	1.3	0.59
200	± 3			0.79
300	± 5			0.99
400	± 5			1.19
500	± 5	DC-18GHz		1.38

Environmental Specifications

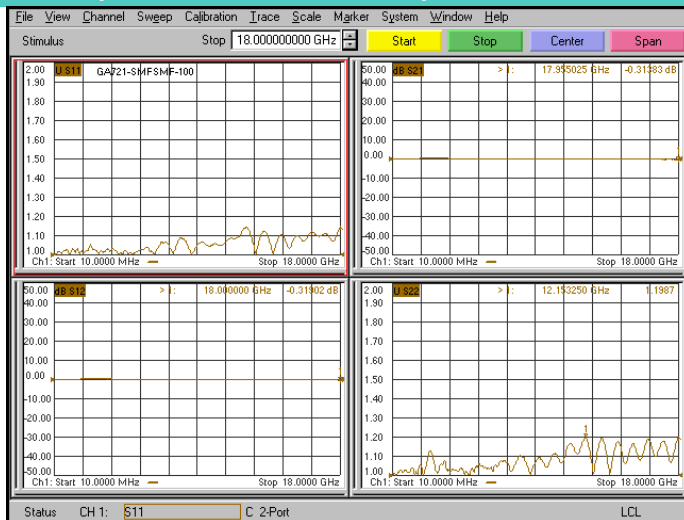
RoHS Compliant

Yes

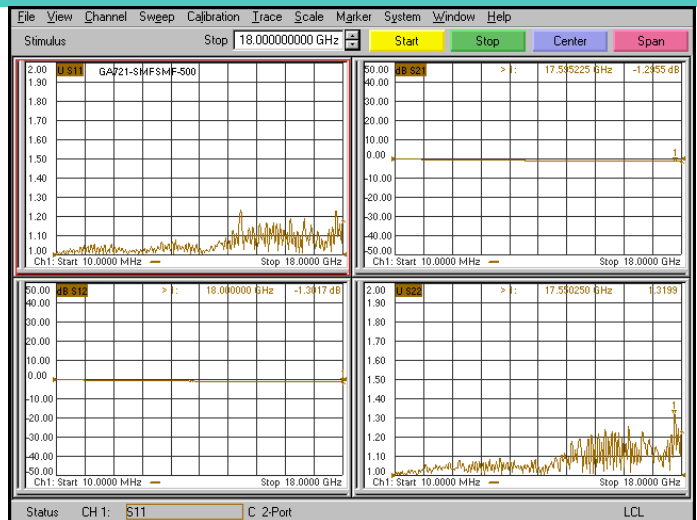
Operating Temperature Range

-40°C to +125°C

Test Report for Cable assembly



*Note: Test Cable Assembly Length = 100 mm



*Note: Test Cable Assembly Length = 500 mm

Revision History

Version	Description	Prepared By	Approved By	Date
---------	-------------	-------------	-------------	------