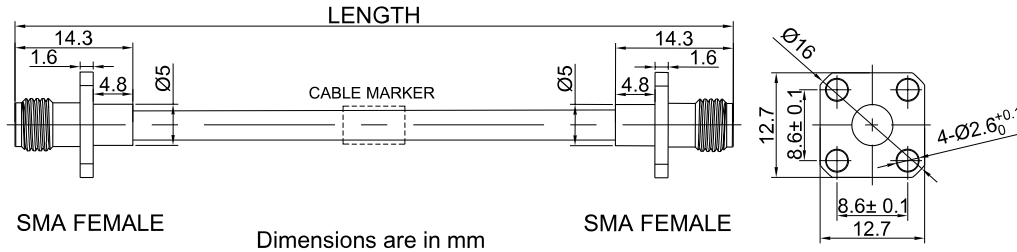


P/N: FR721-SMFFSMFF-XXX

SMA 4 Hole Flange Female to SMA 4 Hole Flange Female Cable Assembly | Hole Spacing 8.6mm | .141" Semi-flexible Cable without Jacket □ DC-18GHz



Connectors Configuration

	Connector 1	Connector 2
Connector Series	SMA	SMA
Connector Polarity	Standard	Standard
Connector Gender	Female	Female
Connector Impedance (Ohm)	50	50
Connector Mount Method	4 Hole Flange	4 Hole Flange
Connector Body Style	Straight	Straight
Connector Body Material	Brass	Brass
Connector Body Plating	Gold	Gold

Cable Configuration

Cable Type	Semi-flexible
Cable Impedance (Ohm)	50
Inner Conductor Material	Silver Plated Copper Covered Steel (SCCS)
Dielectric Material	PTFE
Number of Shields	1
Shield Layer 1 Material	Tin-soaked, Tin Plated Copper (T)
Cable Diameter (mm)	3.6
Cable Color	Silver
Minimum Bend Radius (mm)	10
Capacitance (pF/m)	94
Velocity of Propagation	71%
Shielding Effectiveness	>100dB



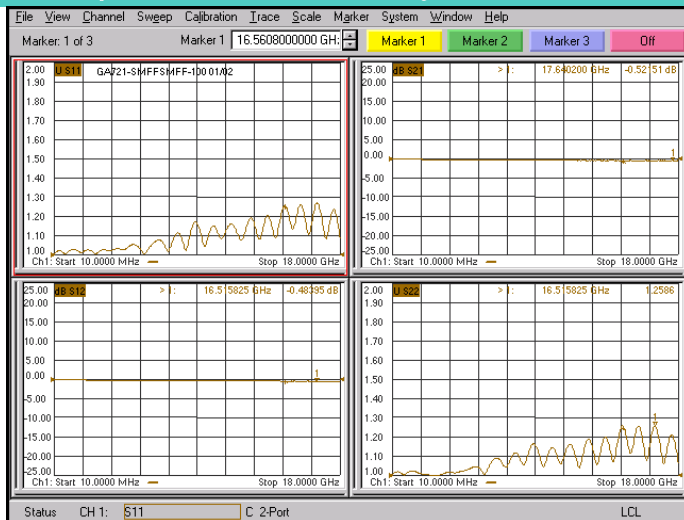
Electrical Data

Electrical Specifications for Different Length				
Length (mm)	Length Tolerance (mm)	Frequency	VSWR / Return Loss	Insertion Loss \leq (dB)
100	± 3	DC-18GHz	1.3	0.59
200	± 3			0.79
300	± 5			0.99
400	± 5			1.19
500	± 5	DC-18GHz		1.38

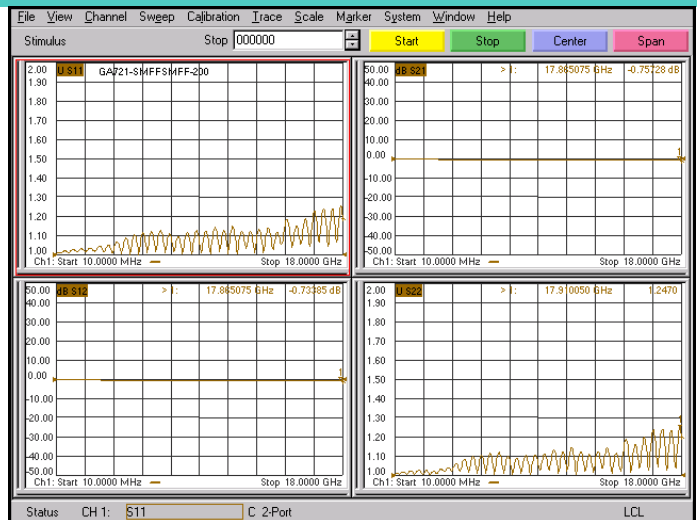
Environmental Specifications

RoHS Compliant	Yes
Operating Temperature Range	-40°C to +125°C

Test Report for Cable assembly



*Note: Test Cable Assembly Length = 100 mm



*Note: Test Cable Assembly Length = 200 mm

Revision History

Version	Description	Prepared By	Approved By	Date