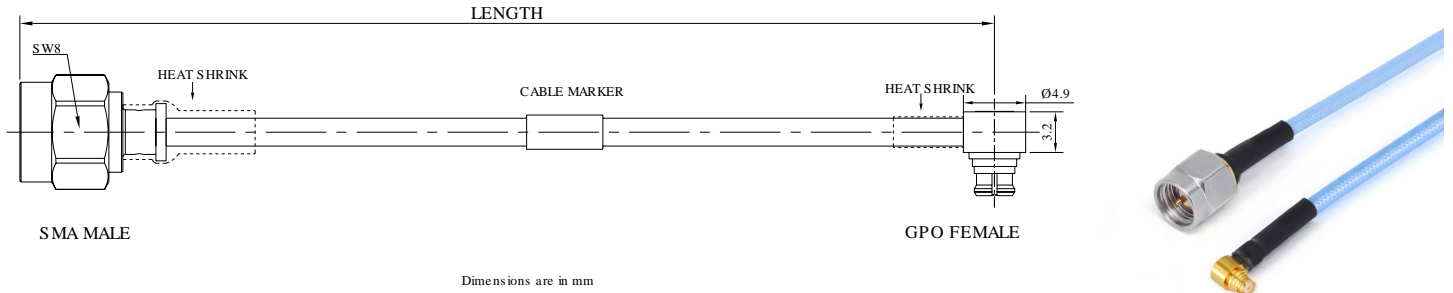


P/N: GA712-SMMGPWF-XXX

SMA Male to GPO(SMP) Right Angle Female Cable Assembly | .086" Semi-Flexible Coax Cable with FEP Jacket | DC - 26.5GHz

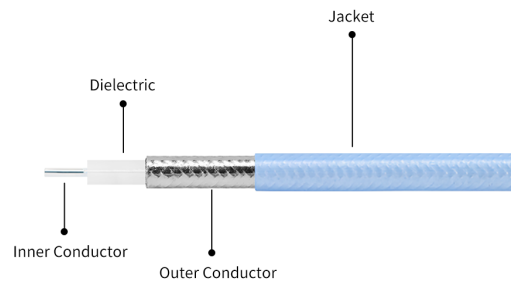


Connectors Configuration

	Connector 1	Connector 2
Connector Series	SMA	GPO(SMP)
Connector Polarity	Standard	Standard
Connector Gender	Male	Female
Connector Impedance (Ohm)	50	50
Connector Body Style	Straight	Right Angle
Connector Body Material	Stainless Steel	Beryllium Copper
Connector Body Plating	Passivated	Gold

Cable Configuration

Cable Type	.086" Semi-Flexible cable
Cable Impedance (Ohm)	50
Inner Conductor Material	Silver Plated Copper Covered Steel (SCCS)
Dielectric Material	Solid extruded PTFE
Shield Layer 1 Material	Tin Plated Copper
Jacket Material	FEP
Cable Diameter (mm)	2.54
Cable Color	Blue
Minimum Bend Radius (mm)	6
Capacitance (pF/m)	94
Velocity of Propagation	71%
Shielding Effectiveness	< -110dB @ 1GHz



P/N: GA712-SMMGPWF-XXX

SMA Male to GPO(SMP) Right Angle Female Cable Assembly | 086" Semi-Flexible Coax Cable with FEP Jacket | DC - 26.5GHz

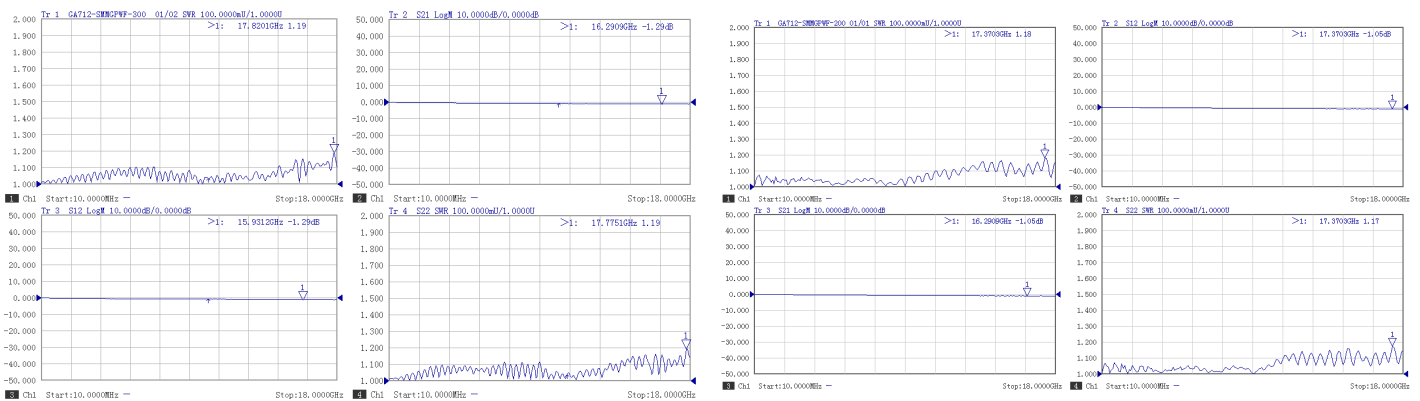
Electrical Data

Electrical Specifications for Different Length				
Length (mm)	Length Tolerance (mm)	Frequency	VSWR / Return Loss	Insertion Loss ≤ (dB)
100	±3	DC - 26.5GHz	16dB to 18GHz	0.83 to 18GHz
150	±3			0.95 to 18GHz
200	±3			1.16 to 18GHz
250	±3			1.35 to 18GHz
300	±5			1.49 to 18GHz
400	±5			1.85 to 18GHz
500	±5			2.15 to 18GHz

Environmental Specifications

RoHS Compliant
Yes
Operating Temperature Range
-40°C to +125°C

Test Report for Cable assembly



*Note: Test Cable Assembly Length = 300 mm

*Note: Test Cable Assembly Length = 200 mm