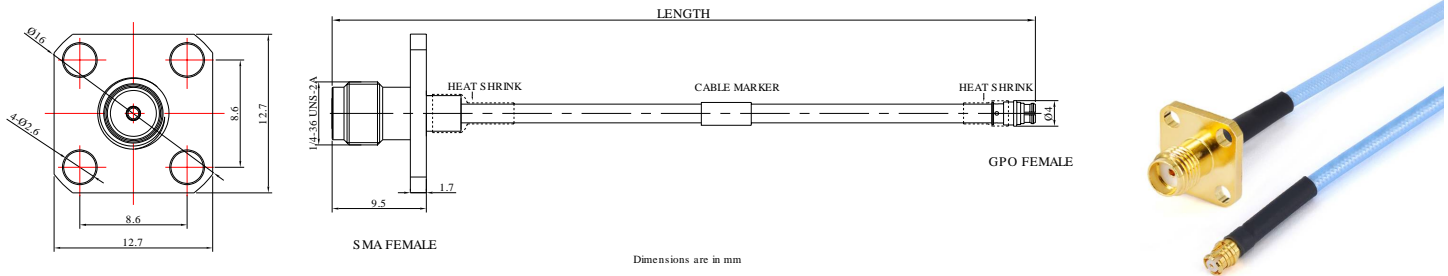


P/N: GA712-SMFFGPF-XXX

**SMA 4 Hole Flange Female to GPO(SMP) Female Cable Assembly | .086" Semi-Flexible Coax Cable with FEP Jacket | DC - 18GHz**

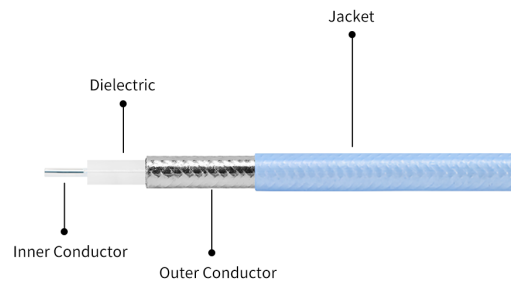


**Connectors Configuration**

	Connector 1	Connector 2
Connector Series	SMA	GPO(SMP)
Connector Polarity	Standard	Standard
Connector Gender	Female	Female
Connector Impedance (Ohm)	50	50
Connector Mount Method	4 Hole Flange	None
Connector Body Style	Straight	Straight
Connector Body Material	Brass	Beryllium Copper
Connector Body Plating	Gold	Gold

**Cable Configuration**

Cable Type	.086" Semi-Flexible cable
Cable Impedance (Ohm)	50
Inner Conductor Material	Silver Plated Copper Covered Steel (SCCS)
Dielectric Material	Solid extruded PTFE
Shield Layer 1 Material	Tin Plated Copper
Jacket Material	FEP
Cable Diameter (mm)	2.54
Cable Color	Blue
Minimum Bend Radius (mm)	6
Capacitance (pF/m)	94
Velocity of Propagation	71%
Shielding Effectiveness	< -110dB @ 1GHz



P/N: GA712-SMFFGPF-XXX

**SMA 4 Hole Flange Female to GPO(SMP) Female Cable Assembly | 086" Semi-Flexible Coax Cable with FEP Jacket | DC - 18GHz**

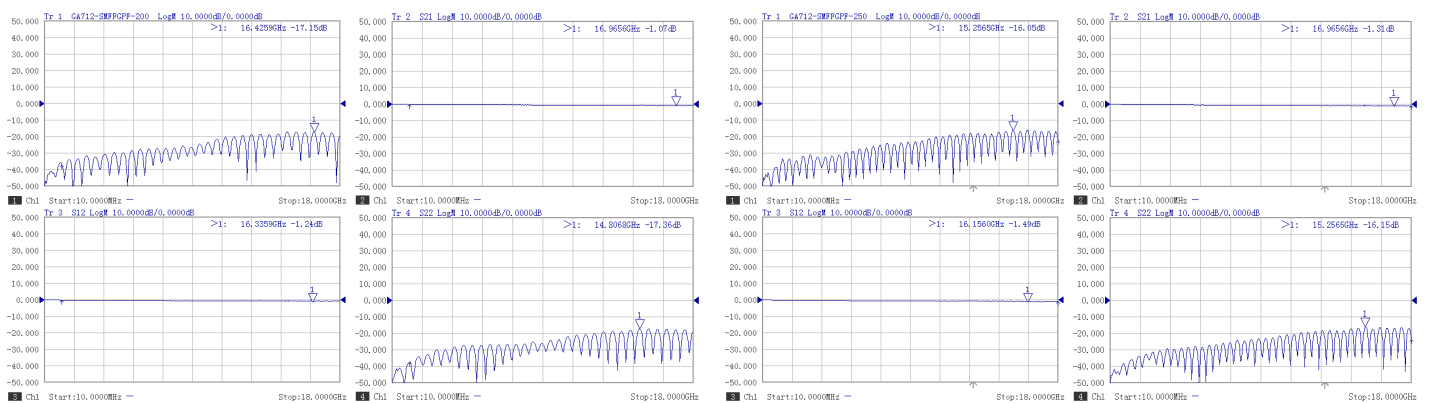
**Electrical Data**

Electrical Specifications for Different Length				
Length (mm)	Length Tolerance (mm)	Frequency	VSWR / Return Loss	Insertion Loss ≤ (dB)
100	±3	DC - 18GHz	15dB to 18G	0.83 to 18GHz
150	±3			0.95 to 18GHz
200	±3			1.16 to 18GHz
250	±3			1.35 to 18GHz
300	±5			1.49 to 18GHz
400	±5			1.85 to 18GHz
500	±5			2.15 to 18GHz

**Environmental Specifications**

RoHS Compliant  
Yes  
Operating Temperature Range  
-40°C to +125°C

**Test Report for Cable assembly**



\*Note: Test Cable Assembly Length = 200 mm

\*Note: Test Cable Assembly Length = 250 mm