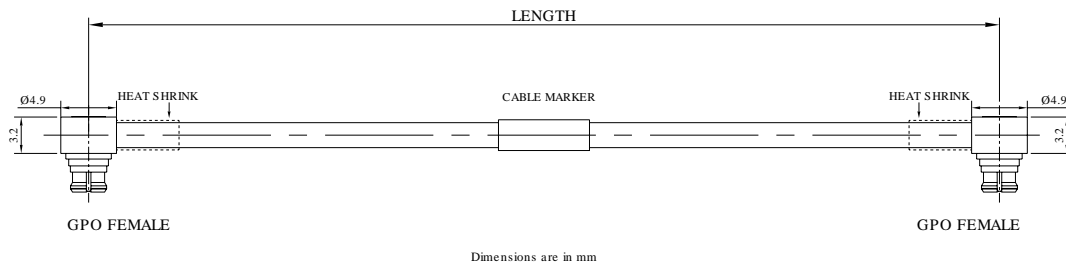


P/N: GA712-GPWFGPWF-XXX

**GPO(SMP) Right Angle Female to GPO(SMP) Right Angle Female Cable Assembly | .086" Semi-Flexible Coax Cable with FEP Jacket | DC - 18GHz**

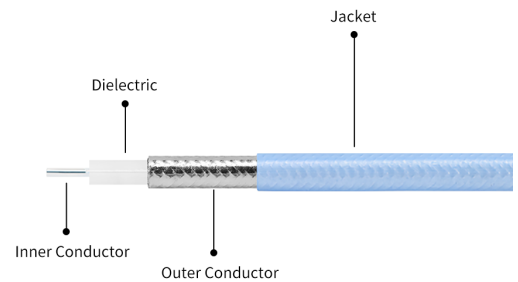


**Connectors Configuration**

	Connector 1	Connector 2
Connector Series	GPO(SMP)	GPO(SMP)
Connector Polarity	Standard	Standard
Connector Gender	Female	Female
Connector Impedance (Ohm)	50	50
Connector Body Style	Right Angle	Right Angle
Connector Body Material	Beryllium Copper	Beryllium Copper
Connector Body Plating	Gold	Gold

**Cable Configuration**

Cable Type	.086" Semi-Flexible cable
Cable Impedance (Ohm)	50
Inner Conductor Material	Silver Plated Copper Covered Steel (SCCS)
Dielectric Material	Solid extruded PTFE
Shield Layer 1 Material	Tin Plated Copper
Jacket Material	FEP
Cable Diameter (mm)	2.54
Cable Color	Blue
Minimum Bend Radius (mm)	6
Capacitance (pF/m)	94
Velocity of Propagation	71%
Shielding Effectiveness	< -110dB @ 1GHz



P/N: GA712-GPWFGPWF-XXX

GPO(SMP) Right Angle Female to GPO(SMP) Right Angle Female Cable Assembly | 086" Semi-Flexible Coax Cable with FEP Jacket | DC - 18GHz

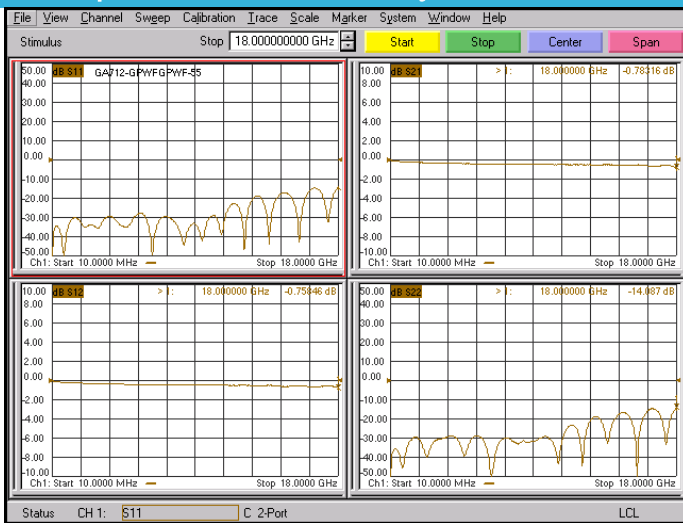
**Electrical Data**

Electrical Specifications for Different Length				
Length (mm)	Length Tolerance (mm)	Frequency	VSWR / Return Loss	Insertion Loss ≤ (dB)
100	±3	DC - 18GHz	10dB	0.81
200	±3			1.12
300	±5			1.44
500	±5			2.05
800	±10			2.94
1000	±10			3.6

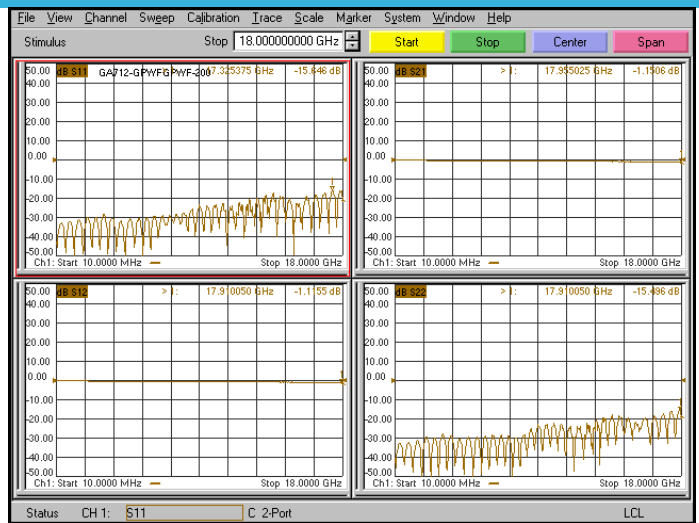
**Environmental Specifications**

RoHS Compliant  
Yes  
Operating Temperature Range  
-40°C to +125°C

**Test Report for Cable assembly**



\*Note: Test Cable Assembly Length = 55 mm



\*Note: Test Cable Assembly Length = 200 mm