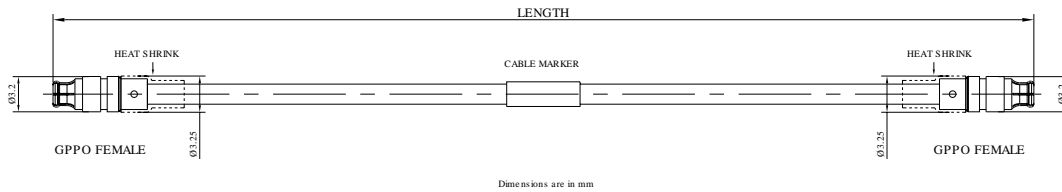


**GPPO (Mini-SMP) Female to GPPO (Mini-SMP) Female Cable Using P/N: FR712-GPPFGPPF-XXX  
.086" Semi-flexible Coax with FEP Jacket, DC - 40GHz**

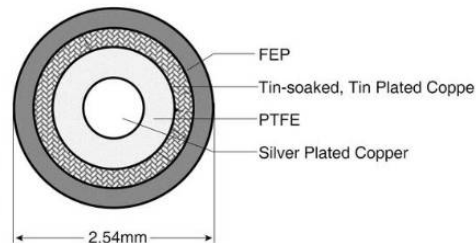


## Connectors Configuration

	Connector 1	Connector 2
Connector Series	GPPO(Mini-SMP)	GPPO(Mini-SMP)
Connector Polarity	Standard	Standard
Connector Gender	Female	Female
Connector Impedance (Ohm)	50	50
Connector Mount Method	None	None
Connector Body Style	Straight	Straight
Connector Body Material	Beryllium Copper	Beryllium Copper
Connector Body Plating	Gold	Gold

## Cable Configuration

Cable Type	.086" Semi-Flexible cable
Cable Impedance (Ohm)	50
Inner Conductor Material	Silver Plated Copper Covered Steel (SCCS)
Dielectric Material	Solid extruded PTFE
Number of Shields	1
Shield Layer 1 Material	Tin Plated Copper
Jacket Material	FEP
Jacket Diameter (mm)	2.54
Cable Color	Blue
Minimum Bend Radius (mm)	6
Capacitance (pF/m)	94
Velocity of Propagation	71%
Shielding Effectiveness	> -110dB @ 1GHz

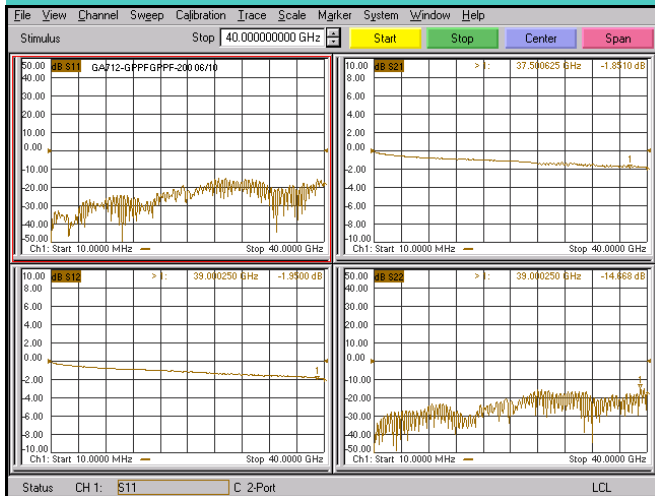


## GPPO (Mini-SMP) Female to GPPO (Mini-SMP) Female Cable Using P/N: FR712-GPPFGPPF-XXX .086" Semi-flexible Coax with FEP Jacket, DC - 40GHz

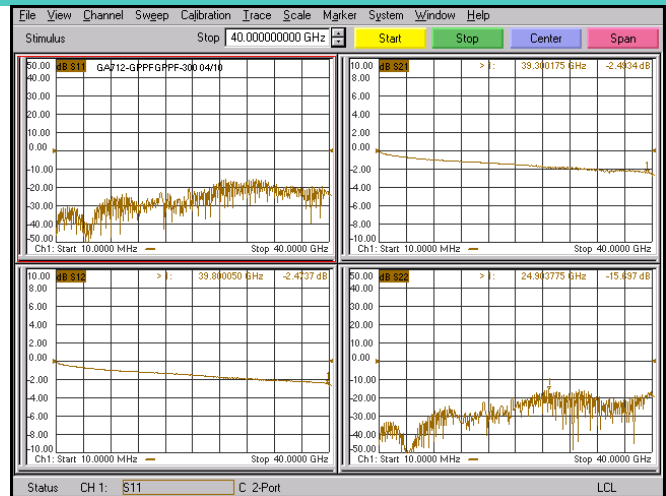
### Electrical Data

Electrical Specifications for Different Length				
Length (mm)	Length Tolerance (mm)	Frequency	VSWR / Return Loss	Insertion Loss ≤ (dB)
100	±3	DC to 40GHz	14dB to 40GHz	1.32dB to 40GHz
150	±3			1.63dB to 40GHz
200	±3			1.94dB to 40GHz
250	±3			2.26dB to 40GHz
300	±5			2.56dB to 40GHz
400	±5			3.2dB to 40GHz
500	±5			3.82dB to 40GHz

### Test Report for Cable assembly



\*Note: Test Cable Assembly Length = 200 mm



\*Note: Test Cable Assembly Length = 300 mm

### Environmental Specifications

RoHS Compliant	Yes
Operating Temperature Range	-40 °C to +80 °C
MIL/STD	N/A