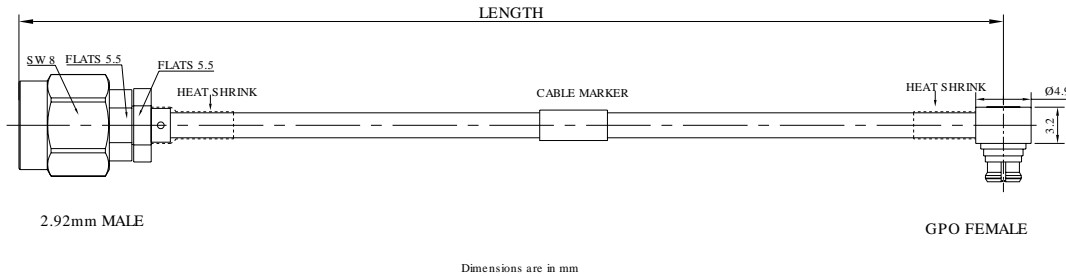


P/N: FR712-292MGPWF-XXX

2.92mm Male to GPO(SMP) Right Angle Female Cable Assembly | .086" Semi-Flexible Coax Cable with FEP Jacket | DC - 40GHz

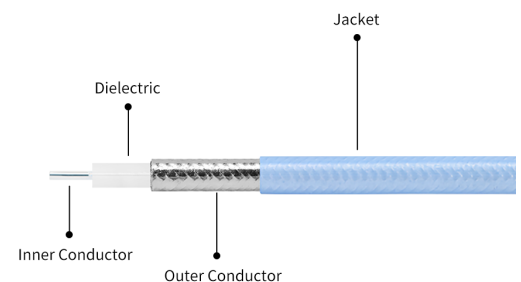


Connectors Configuration

	Connector 1	Connector 2
Connector Series	2.92mm	GPO(SMP)
Connector Polarity	Standard	Standard
Connector Gender	Male	Female
Connector Impedance (Ohm)	50	50
Connector Body Style	Straight	Right Angle
Connector Body Material	Stainless Steel	Beryllium Copper
Connector Body Plating	Passivated	Gold

Cable Configuration

Cable Type	.086" Semi-Flexible cable
Cable Impedance (Ohm)	50
Inner Conductor Material	Silver Plated Copper Covered Steel (SCCS)
Dielectric Material	Solid extruded PTFE
Shield Layer 1 Material	Tin Plated Copper
Jacket Material	FEP
Cable Diameter (mm)	2.54
Cable Color	Blue
Minimum Bend Radius (mm)	6
Capacitance (pF/m)	94
Velocity of Propagation	71%
Shielding Effectiveness	< -110dB @ 1GHz



Electrical Data

Electrical Specifications for Different Length				
Length (mm)	Length Tolerance (mm)	Frequency	VSWR / Return Loss	Insertion Loss \leq (dB)
100	± 3	DC - 40GHz	10dB	1.32
150	± 3			1.63
200	± 3			1.94
250	± 3			2.25
300	± 5			2.56
400	± 5			3.21
500	± 5			3.82

Environmental Specifications

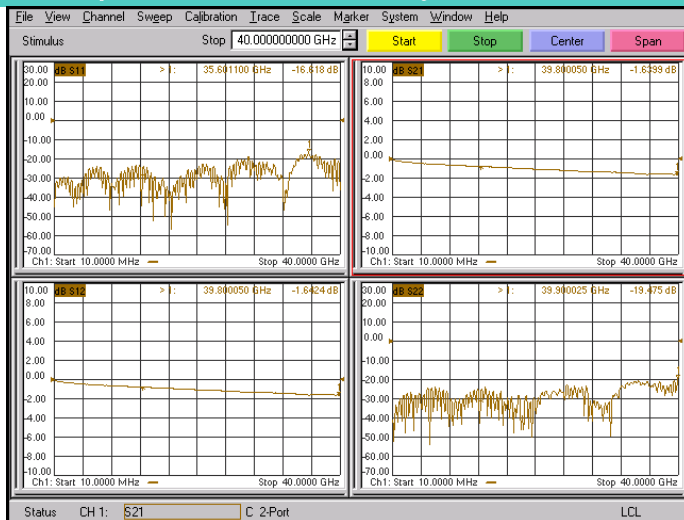
RoHS Compliant

Yes

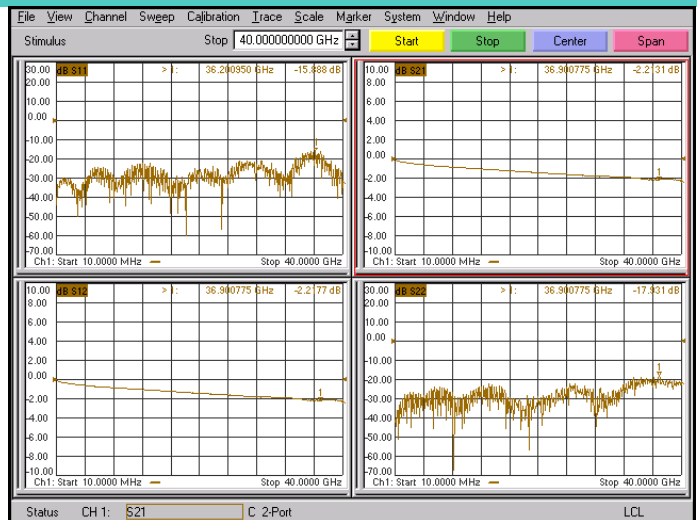
Operating Temperature Range

-40°C to +125°C

Test Report for Cable assembly



*Note: Test Cable Assembly Length = 200 mm



*Note: Test Cable Assembly Length = 300 mm

Revision History

Version	Description	Prepared By	Approved By	Date
V1.0	Initial release	Grimm	Hebe	2024-01-01