Datasheet

P/N: GA712-292MG3PF-XXX

2.92mm Male to G3PO(SMPS) Female Cable Assembly | 086" Semi-Flexible Coax Cable with FEP Jacket | DC - 40GHz

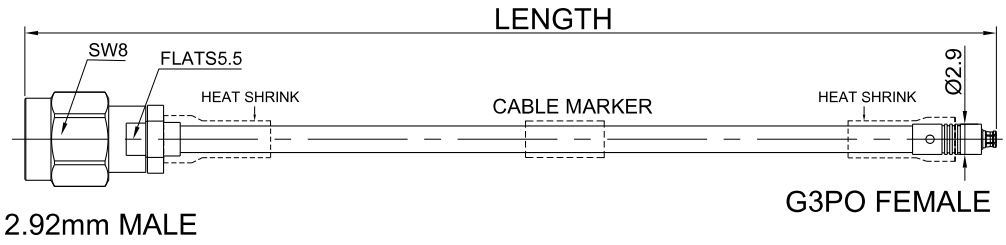

Dimensions are in mm



Connectors Configuration

	Connector 1	Connector 2
Connector Series	2.92mm	G3PO(SMPS)
Connector Polarity	Standard	Standard
Connector Gender	Male	Female
Connector Impedance (Ohm)	50	50
Connector Body Style	Straight	Straight
Connector Body Material	Stainless Steel	Beryllium Copper
Connector Body Plating	Passivated	Gold

Cable Configuration

Cable Type	.086" Semi-Flexible cable
Cable Impedance (Ohm)	50
Inner Conductor Material	Silver Plated Copper Covered Steel (SCCS)
Dielectric Material	Solid extruded PTFE
Shield Layer 1 Material	Tin Plated Copper
Jacket Material	FEP
Cable Diameter (mm)	2.54
Cable Color	Blue
Minimum Bend Radius (mm)	6
Capacitance (pF/m)	94
Velocity of Propagation	71%
Shielding Effectiveness	< -110dB @ 1GHz

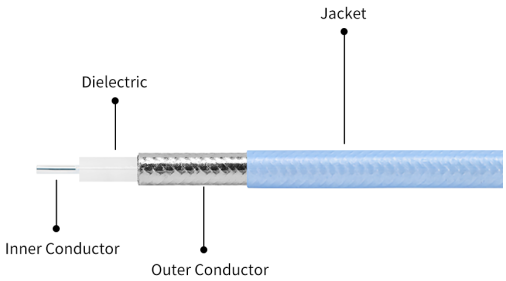

Gwave Technology Inc

(888)251-2240
87 Patricia Ct, Mountain View, CA 94041
sales@gwavetech.com
www.gwavetech.com

P/N: GA712-292MG3PF-XXX

2.92mm Male to G3PO(SMPS) Female Cable Assembly | 086" Semi-Flexible Coax Cable with FEP Jacket | DC - 40GHz

Electrical Data

Electrical Specifications for Different Length

Length (mm)	Length Tolerance (mm)	Frequency	VSWR / Return Loss	Insertion Loss ≤ (dB)
100	±3	DC - 40GHz	12dB	1.32
150	±3			1.63
200	±3			1.94
250	±3			2.25
300	±5			2.56
400	±5			3.21
500	±5			3.82

Enviromental Specifications

RoHS Compliant	Yes
Operating Temperature Range	-40°C to +125°C

Test Report for Cable assembly

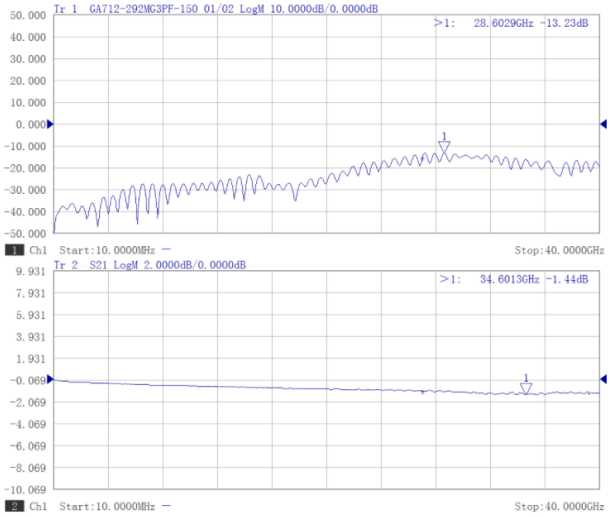

*Note:Test Cable Assembly Length = 150 mm

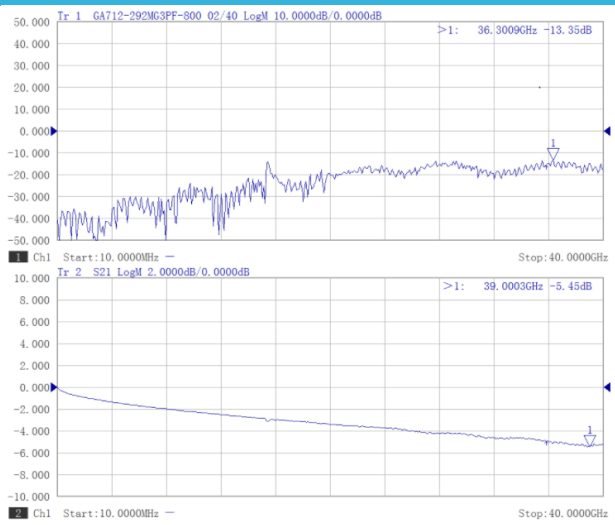

*Note:Test Cable Assembly Length = 800 mm