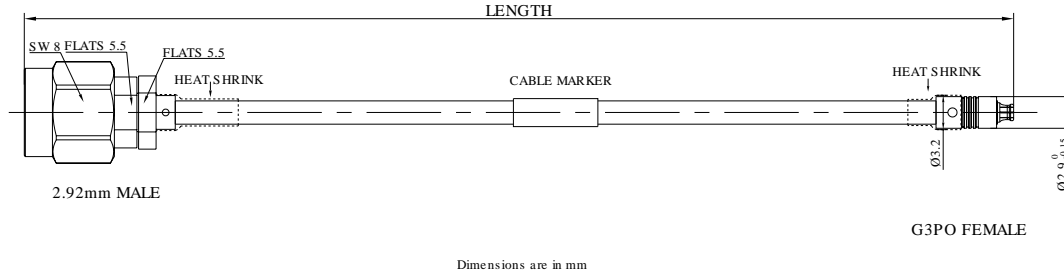


2.92mm Male to G3PO (SMPS) Female Cable Using .086" Semi-flexible Coax with FEP Jacket, DC - 40GHz

P/N: FR712-292MG3PF-XXX



Connectors Configuration

	Connector 1	Connector 2
Connector Series	2.92mm	G3PO(SMPS)
Connector Polarity	Standard	Standard
Connector Gender	Male	Female
Connector Impedance (Ohm)	50	50
Connector Mount Method	None	None
Connector Body Style	Straight	Straight
Connector Body Material	Stainless Steel	Beryllium Copper
Connector Body Plating	Passivated	Gold

Cable Configuration

Cable Type	.086" Semi-Flexible cable
Cable Impedance (Ohm)	50
Inner Conductor Material	Silver Plated Copper Covered Steel (SCCS)
Dielectric Material	Solid extruded PTFE
Number of Shields	1
Shield Layer 1 Material	Tin Plated Copper
Jacket Material	FEP
Jacket Diameter (mm)	2.54
Cable Color	Blue
Minimum Bend Radius (mm)	6
Capacitance (pF/m)	94
Velocity of Propagation	71%
Shielding Effectiveness	> -110dB @ 1GHz

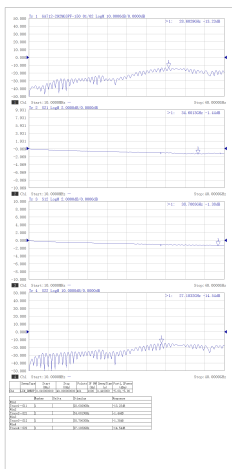
2.92mm Male to G3PO (SMPS) Female Cable Using .086" Semi-flexible Coax with FEP Jacket, DC - 40GHz

P/N: FR712-292MG3PF-XXX

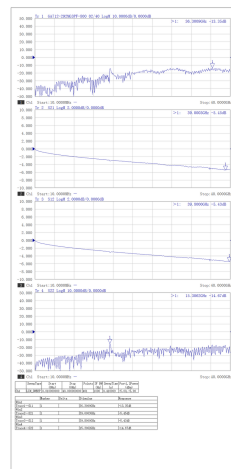
Electrical Data

Electrical Specifications for Different Length				
Length (mm)	Length Tolerance (mm)	Frequency	VSWR / Return Loss	Insertion Loss ≤ (dB)
100	±3	DC-40GHz	12dB to 40GHz	1.32 to 40GHz
150	±3			1.64 to 40GHz
200	±3			1.94 to 40GHz
250	±3			2.25 to 40GHz
300	±5			2.56 to 40GHz
400	±5			3.21 to 40GHz
500	±5			3.82 to 40GHz

Test Report for Cable assembly



*Note: Test Cable Assembly Length = 150 mm



*Note: Test Cable Assembly Length = 800 mm

Environmental Specifications

RoHS Compliant	Yes
Operating Temperature Range	-40 °C to +80 °C
MIL/STD	N/A