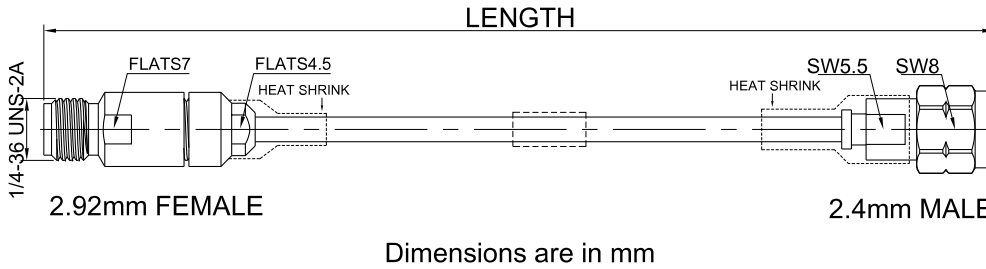


P/N: FR712-292F24M-XXX

2.92mm Female to 2.4mm Male Cable Assembly | .086" Semi-Flexible Coax Cable With FEP Jacket | DC - 40GHz

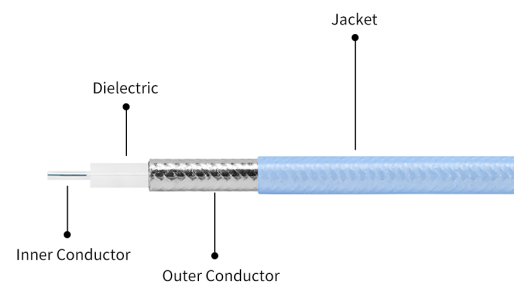


Connectors Configuration

	Connector 1	Connector 2
Connector Series	2.92mm	2.4mm
Connector Polarity	Standard	Standard
Connector Gender	Female	Male
Connector Impedance (Ohm)	50	50
Connector Body Style	Straight	Straight
Connector Body Material	Stainless Steel	Stainless Steel
Connector Body Plating	Passivated	Passivated

Cable Configuration

Cable Type	.086" Semi-Flexible cable
Cable Impedance (Ohm)	50
Inner Conductor Material	Silver Plated Copper Covered Steel (SCCS)
Dielectric Material	Solid extruded PTFE
Shield Layer 1 Material	Tin Plated Copper
Jacket Material	FEP
Cable Diameter (mm)	2.54
Cable Color	Blue
Minimum Bend Radius (mm)	6
Capacitance (pF/m)	94
Velocity of Propagation	71%
Shielding Effectiveness	< -110dB @ 1GHz



Electrical Data

Electrical Specifications for Different Length				
Length (mm)	Length Tolerance (mm)	Frequency	VSWR / Return Loss	Insertion Loss ≤ (dB)
100	±3	DC - 40GHz	≤1.35	1.32
150	±3			1.63
200	±3			1.94
250	±3			2.25
300	±5			2.56
400	±5			3.21
500	±5			3.82

Environmental Specifications

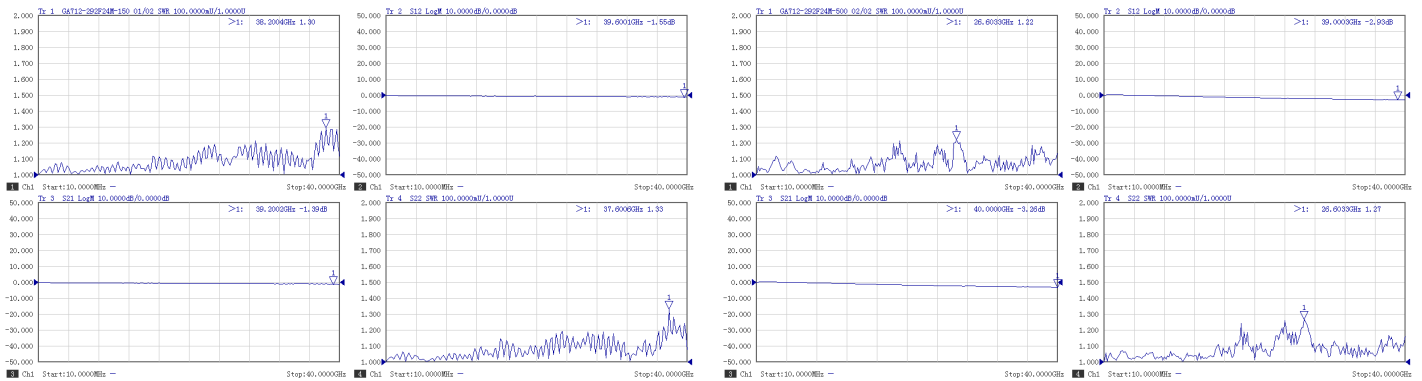
RoHS Compliant

Yes

Operating Temperature Range

-45°C to +125°C

Test Report for Cable assembly



*Note: Test Cable Assembly Length = 150 mm

*Note: Test Cable Assembly Length = 500 mm

Revision History

Version	Description	Prepared By	Approved By	Date
V1.0	Initial release	Grimm	Hebe	2024-01-01