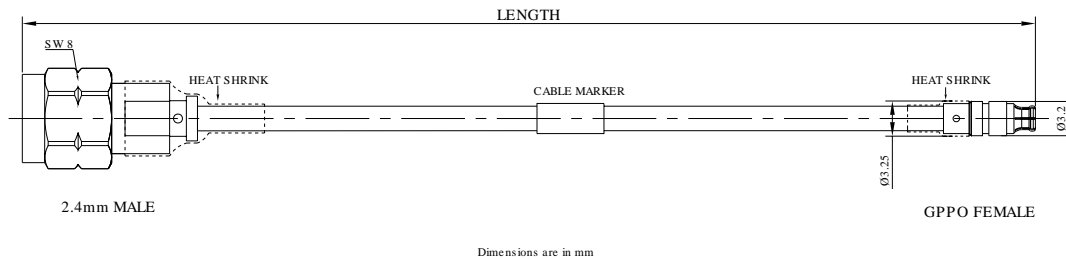


P/N: GA712-24MGPPF-XXX

2.4mm Male to GPPO(Mini-SMP) Female Cable Assembly | .086" Semi-Flexible Coax Cable with FEP Jacket | DC - 50GHz

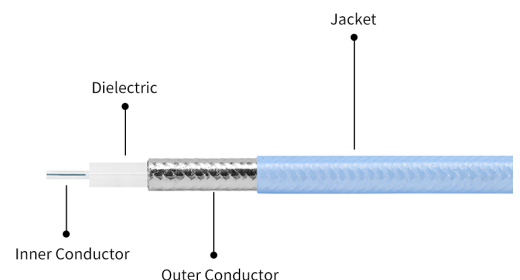


Connectors Configuration

	Connector 1	Connector 2
Connector Series	2.4mm	GPPO(Mini-SMP)
Connector Polarity	Standard	Standard
Connector Gender	Male	Female
Connector Impedance (Ohm)	50	50
Connector Body Style	Straight	Straight
Connector Body Material	Stainless Steel	Beryllium Copper
Connector Body Plating	Passivated	Gold

Cable Configuration

Cable Type	.086" Semi-Flexible cable
Cable Impedance (Ohm)	50
Inner Conductor Material	Silver Plated Copper Covered Steel (SCCS)
Dielectric Material	Solid extruded PTFE
Number of Shields	1
Shield Layer 1 Material	Tin Plated Copper
Jacket Material	FEP
Cable Diameter (mm)	2.54
Cable Color	Blue
Minimum Bend Radius (mm)	6
Capacitance (pF/m)	94
Velocity of Propagation	71%
Shielding Effectiveness	> -110dB @ 1GHz



P/N: GA712-24MGPPF-XXX

2.4mm Male to GPPO(Mini-SMP) Female Cable Assembly | 086" Semi-Flexible Coax Cable with FEP Jacket | DC - 50GHz

Electrical Data

Electrical Specifications for Different Length				
Length (mm)	Length Tolerance (mm)	Frequency	VSWR / Return Loss	Insertion Loss ≤ (dB)
100	±3	DC - 50GHz	14dB to 40GHz	1.32 to 40GHz
150	±3			1.63 to 40GHz
200	±3			1.94 to 40GHz
250	±3			2.25 to 40GHz
300	±5			2.56 to 40GHz
400	±5			3.21 to 40GHz
500	±5			3.82 to 40GHz

Enviromental Specifications

RoHS Compliant

Yes

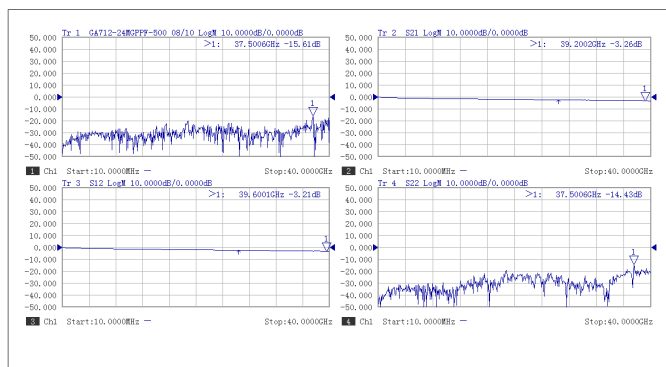
Operating Temperature Range

-40 °C to +80 °C

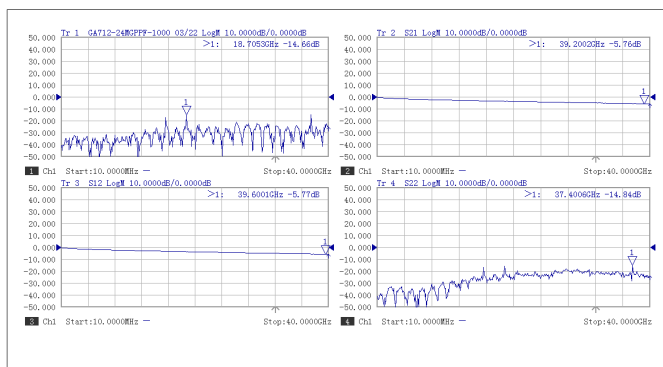
MIL/STD

N/A

Test Report for Cable assembly



*Note: Test Cable Assembly Length = 500 mm



*Note: Test Cable Assembly Length = 1000 mm