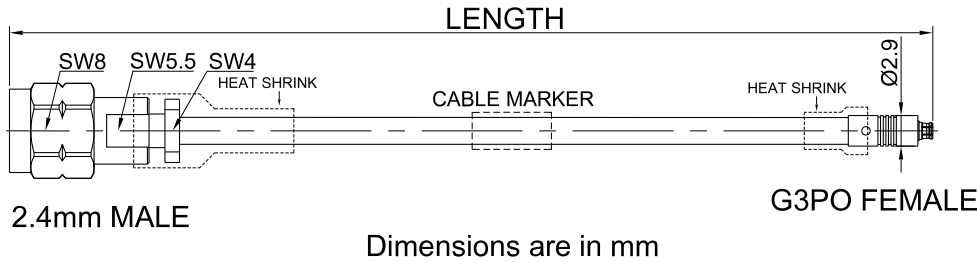


P/N: GA712-24MG3PF-XXX

2.4mm Male to G3PO(SMPS) Female Cable Assembly | .086" Semi-Flexible Coax Cable with FEP Jacket | DC - 50GHz

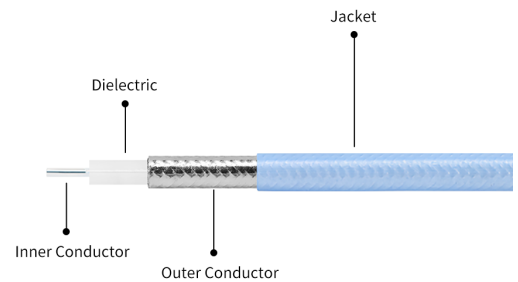


Connectors Configuration

	Connector 1	Connector 2
Connector Series	2.4mm	G3PO(SMPS)
Connector Polarity	Standard	Standard
Connector Gender	Male	Female
Connector Impedance (Ohm)	50	50
Connector Body Style	Straight	Straight
Connector Body Material	Stainless Steel	CuBe
Connector Body Plating	Passivated	Gold

Cable Configuration

Cable Type	.086" Semi-Flexible cable
Cable Impedance (Ohm)	50
Inner Conductor Material	Silver Plated Copper Covered Steel (SCCS)
Dielectric Material	Solid extruded PTFE
Shield Layer 1 Material	Tin Plated Copper
Jacket Material	FEP
Cable Diameter (mm)	2.54
Cable Color	Blue
Minimum Bend Radius (mm)	6
Capacitance (pF/m)	94
Velocity of Propagation	71%
Shielding Effectiveness	< -110dB @ 1GHz



P/N: GA712-24MG3PF-XXX

2.4mm Male to G3PO(SMPS) Female Cable Assembly | 086" Semi-Flexible Coax Cable with FEP Jacket | DC - 50GHz

Electrical Data

Electrical Specifications for Different Length				
Length (mm)	Length Tolerance (mm)	Frequency	VSWR / Return Loss	Insertion Loss ≤ (dB)
100	±3	DC - 50GHz	12 dB to 50GHz	1.40 to 50GHz
150	±3			1.75 to 50GHz
200	±3			2.10 to 50GHz
250	±3			2.45 to 50GHz
300	±5			2.80 to 50GHz
400	±5			3.45 to 50GHz
500	±5			4.10 to 50GHz

Environmental Specifications

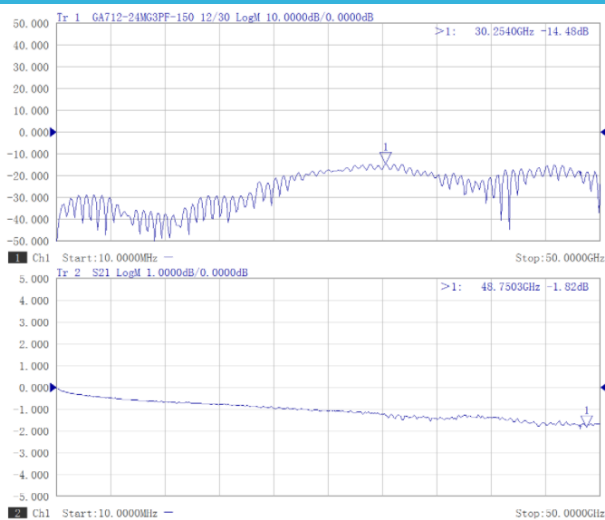
RoHS Compliant

Yes

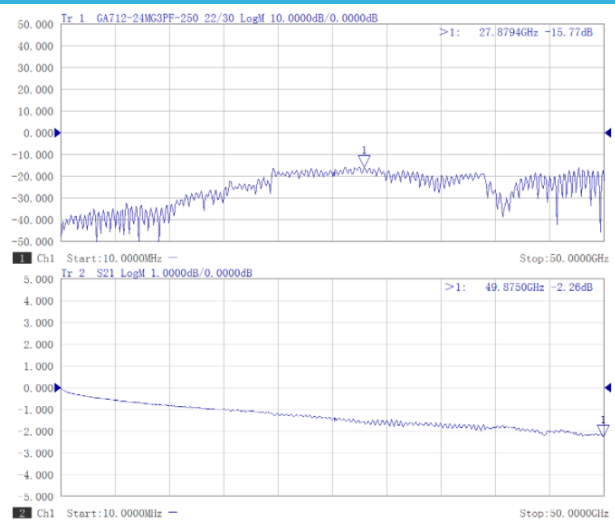
Operating Temperature Range

-40°C to +125°C

Test Report for Cable assembly



*Note: Test Cable Assembly Length = 150 mm



*Note: Test Cable Assembly Length = 250 mm