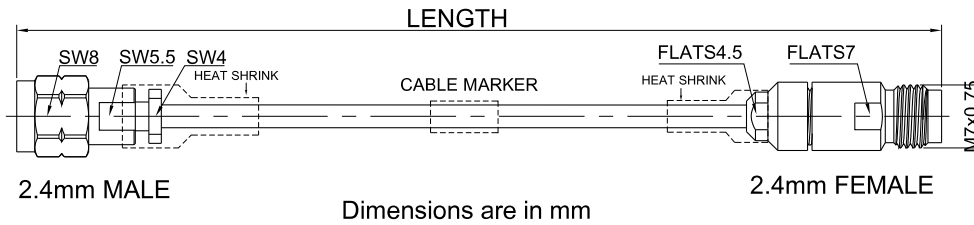


P/N: FR712-24M24F-XXX

2.4mm Male to 2.4mm Female Cable Assembly | .086" Semi-Flexible Coax Cable with FEP Jacket | DC - 50GHz



Connectors Configuration

	Connector 1	Connector 2
Connector Series	2.4mm	2.4mm
Connector Polarity	Standard	Standard
Connector Gender	Male	Female
Connector Impedance (Ohm)	50	50
Connector Body Style	Straight	Straight
Connector Body Material	Stainless Steel	Stainless Steel
Connector Body Plating	Passivated	Passivated

Cable Configuration

Cable Type	.086" Semi-Flexible cable
Cable Impedance (Ohm)	50
Inner Conductor Material	Silver Plated Copper Covered Steel (SCCS)
Dielectric Material	Solid extruded PTFE
Shield Layer 1 Material	Tin Plated Copper
Jacket Material	FEP
Cable Diameter (mm)	2.54
Cable Color	Blue
Minimum Bend Radius (mm)	6
Capacitance (pF/m)	94
Velocity of Propagation	71%
Shielding Effectiveness	< -110dB @ 1GHz

Electrical Data

Electrical Specifications for Different Length				
Length (mm)	Length Tolerance (mm)	Frequency	VSWR / Return Loss	Insertion Loss \leq (dB)
100	± 3	DC - 50GHz	1.4 to 50GHz	1.40 to 50GHz
150	± 3			1.75 to 50GHz
200	± 3			2.10 to 50GHz
250	± 3			2.45 to 50GHz
300	± 5			2.80 to 50GHz
400	± 5			3.45 to 50GHz
500	± 5			4.10 to 50GHz

Environmental Specifications

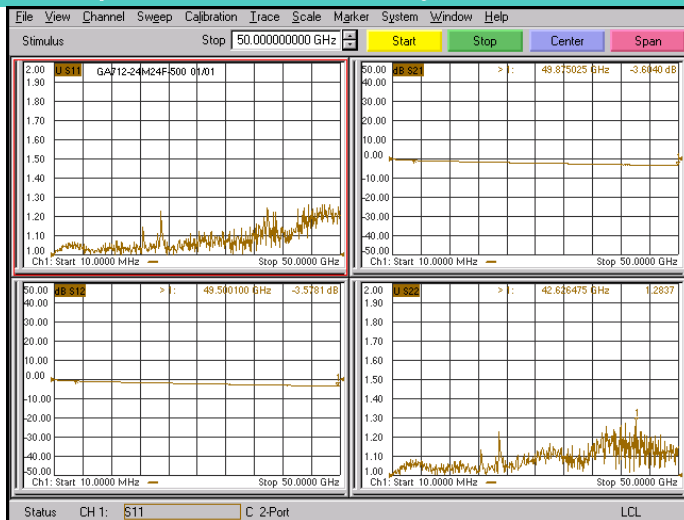
RoHS Compliant

Yes

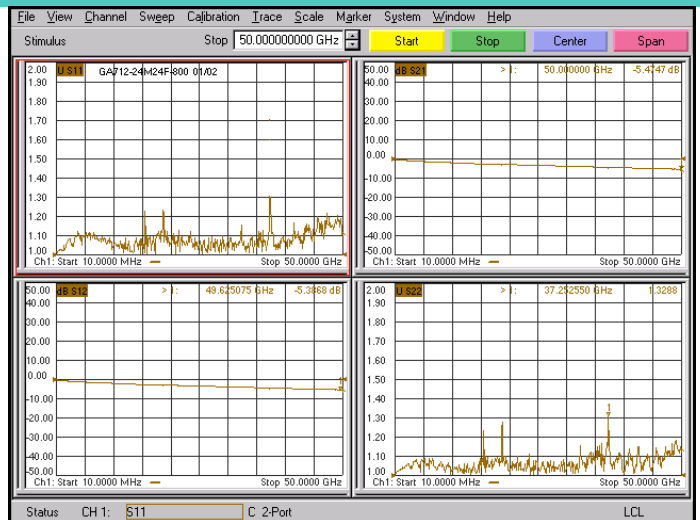
Operating Temperature Range

-40°C to +125°C

Test Report for Cable assembly



*Note: Test Cable Assembly Length = 500 mm



*Note: Test Cable Assembly Length = 800 mm

Revision History

Version	Description	Prepared By	Approved By	Date
V1.0	Initial release	Grimm	Hebe	2024-01-01