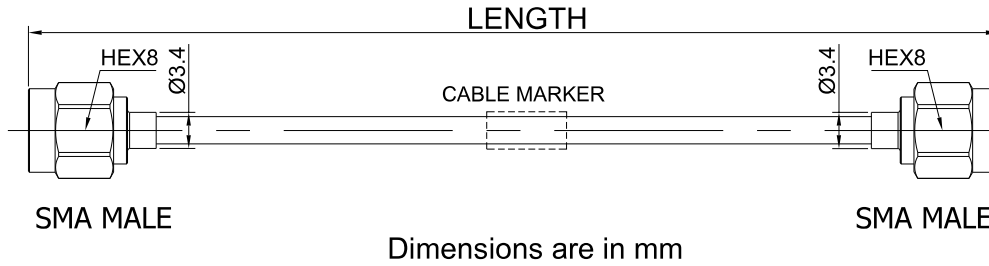


P/N: GA711-SMM2SMM2-XXX

SMA Male Removable Nut to SMA Male Removable Nut Cable Assembly | .086" Semi-Flexible Coax Cable Without FEP Jacket | DC - 18GHz




Connectors Configuration

| | Connector 1 | Connector 2 |
|---------------------------|-----------------|-----------------|
| Connector Series | SMA | SMA |
| Connector Polarity | Standard | Standard |
| Connector Gender | Male | Male |
| Connector Impedance (Ohm) | 50 | 50 |
| Connector Body Style | Straight | Straight |
| Connector Body Material | Stainless Steel | Stainless Steel |
| Connector Body Plating | Passivated | Passivated |

Cable Configuration

| | |
|--------------------------|---|
| Cable Type | .086" Semi-Flexible cable |
| Cable Impedance (Ohm) | 50 |
| Inner Conductor Material | Silver Plated Copper Covered Steel (SCCS) |
| Dielectric Material | Solid extruded PTFE |
| Number of Shields | 1 |
| Shield Layer 1 Material | Tin Plated Copper |
| Cable Diameter (mm) | 2.2 |
| Cable Color | Silver |
| Minimum Bend Radius (mm) | 6 |
| Capacitance (pF/m) | 94 |
| Velocity of Propagation | 71% |
| Shielding Effectiveness | < -110dB @ 1GHz |



P/N: GA711-SMM2SMM2-XXX

SMA Male Removable Nut to SMA Male Removable Nut Cable Assembly | .086" Semi-Flexible Coax Cable Without FEP Jacket | DC - 18GHz

Electrical Data

| Electrical Specifications for Different Length | | | | |
|--|-----------------------|------------|--------------------|-----------------------|
| Length (mm) | Length Tolerance (mm) | Frequency | VSWR / Return Loss | Insertion Loss ≤ (dB) |
| 100 | ±3 | DC - 18GHz | ≤ 1.25 | 0.83 |
| 150 | ±3 | | | 0.99 |
| 200 | ±3 | | | 1.16 |
| 250 | ±3 | | | 1.34 |
| 300 | ±5 | | | 1.49 |
| 400 | ±5 | | | 1.82 |
| 500 | ±5 | | | 2.15 |

Environmental Specifications

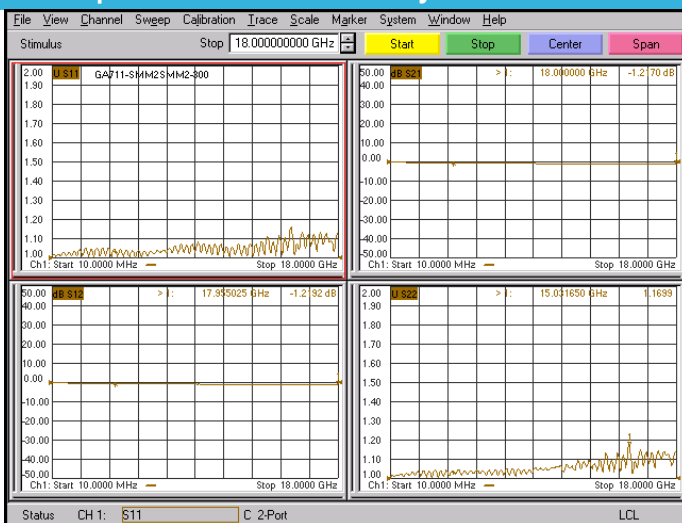
RoHS Compliant

Yes

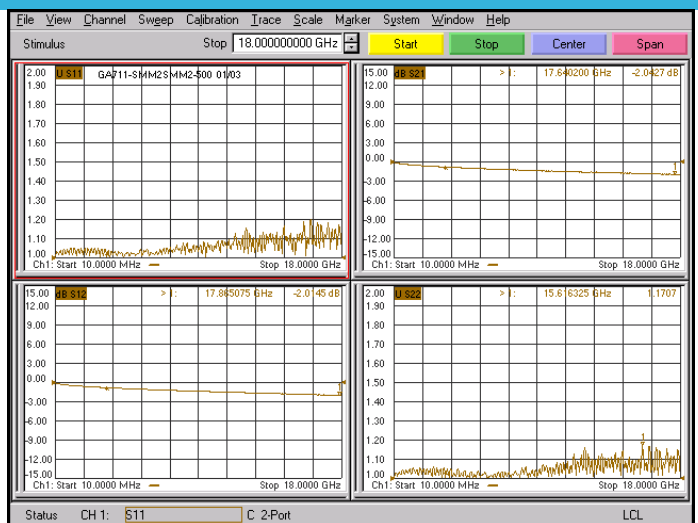
Operating Temperature Range

-40°C to +125°C

Test Report for Cable assembly



*Note: Test Cable Assembly Length = 300 mm



*Note: Test Cable Assembly Length = 500 mm