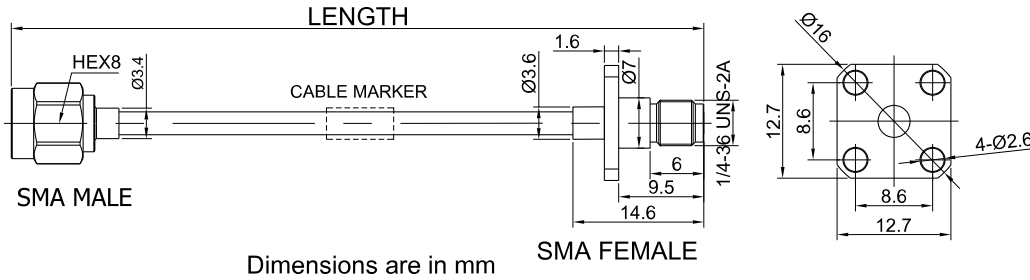


P/N: GA711-SMM2SMFF2-XXX

SMA Male Removable Nut to SMA 4 Hole Flange Female Cable Assembly | .086" Semi-Flexible Coax Cable Without FEP Jacket | DC - 18GHz




Connectors Configuration

	Connector 1	Connector 2
Connector Series	SMA	SMA
Connector Polarity	Standard	Standard
Connector Gender	Male	Female
Connector Impedance (Ohm)	50	50
Connector Mount Method		4 Hole Flange
Connector Body Style	Straight	Straight
Connector Body Material	Stainless Steel	Brass
Connector Body Plating	Passivated	Nickel

Cable Configuration

Cable Type	.086" Semi-Flexible cable
Cable Impedance (Ohm)	50
Inner Conductor Material	Silver Plated Copper Covered Steel (SCCS)
Dielectric Material	Solid extruded PTFE
Number of Shields	1
Shield Layer 1 Material	Tin Plated Copper
Cable Diameter (mm)	2.2
Cable Color	Silver
Minimum Bend Radius (mm)	6
Capacitance (pF/m)	94
Velocity of Propagation	71%
Shielding Effectiveness	< -110dB @ 1GHz



P/N: GA711-SMM2SMFF2-XXX

SMA Male Removable Nut to SMA 4 Hole Flange Female Cable Assembly | .086" Semi-Flexible Coax Cable Without FEP Jacket | DC - 18GHz

Electrical Data

Electrical Specifications for Different Length				
Length (mm)	Length Tolerance (mm)	Frequency	VSWR / Return Loss	Insertion Loss ≤ (dB)
100	±3	DC - 18GHz	≤ 1.35	0.83
150	±3			0.99
200	±3			1.16
250	±3			1.34
300	±5			1.49
400	±5			1.82
500	±5			2.15

Environmental Specifications

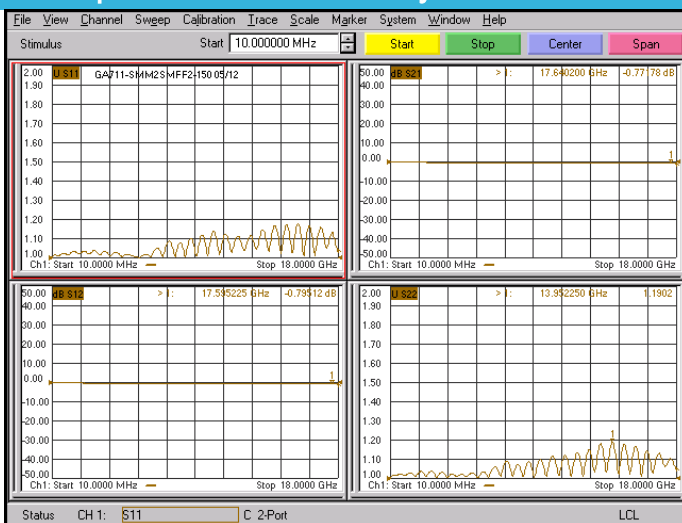
RoHS Compliant

Yes

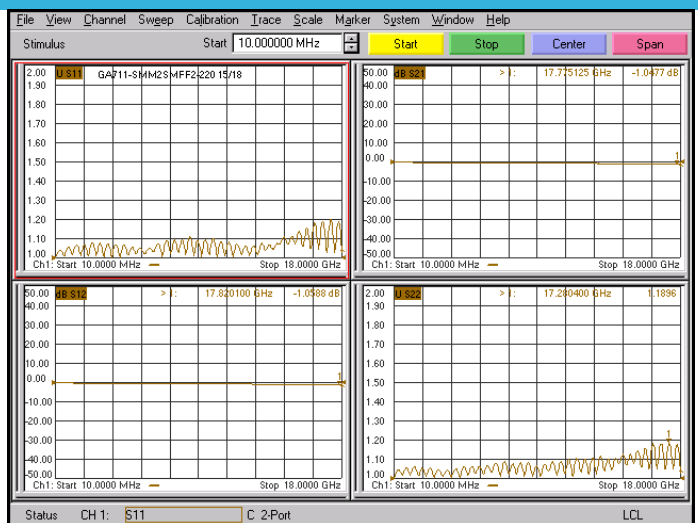
Operating Temperature Range

-40°C to +125°C

Test Report for Cable assembly



*Note: Test Cable Assembly Length = 150 mm



*Note: Test Cable Assembly Length = 220 mm