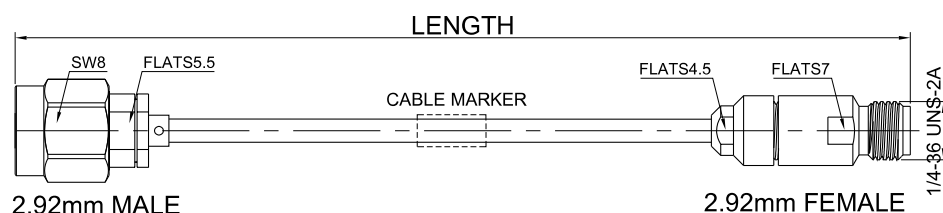


P/N: FR711-292M292F-XXX

2.92mm Male to 2.92mm Female Cable Assembly | .086" Semi-Flexible Coax Cable Without FEP Jacket | DC - 40GHz



Dimensions are in mm




Connectors Configuration

	Connector 1	Connector 2
Connector Series	2.92mm	2.92mm
Connector Polarity	Standard	Standard
Connector Gender	Male	Female
Connector Impedance (Ohm)	50	50
Connector Body Style	Straight	Straight
Connector Body Material	Stainless Steel	Stainless Steel
Connector Body Plating	Passivated	Passivated

Cable Configuration

Cable Type	.086" Semi-Flexible cable
Cable Impedance (Ohm)	50
Inner Conductor Material	Silver Plated Copper Covered Steel (SCCS)
Dielectric Material	Solid extruded PTFE
Number of Shields	1
Shield Layer 1 Material	Tin Plated Copper
Cable Diameter (mm)	2.2
Cable Color	Silver
Minimum Bend Radius (mm)	6
Capacitance (pF/m)	94
Velocity of Propagation	71%
Shielding Effectiveness	< -110dB @ 1GHz



P/N: FR711-292M292F-XXX

2.92mm Male to 2.92mm Female Cable Assembly | .086" Semi-Flexible Coax Cable Without FEP Jacket | DC - 40GHz

Electrical Data

Electrical Specifications for Different Length				
Length (mm)	Length Tolerance (mm)	Frequency	VSWR / Return Loss	Insertion Loss \leq (dB)
100	± 3	DC - 40GHz	1.35 to 40GHz	1.32 to 40GHz
150	± 3			1.63 to 40GHz
200	± 3			1.94 to 40GHz
250	± 3			2.25 to 40GHz
300	± 5			2.56 to 40GHz
400	± 5			3.21 to 40GHz
500	± 5			3.82 to 40GHz

Enviromental Specifications

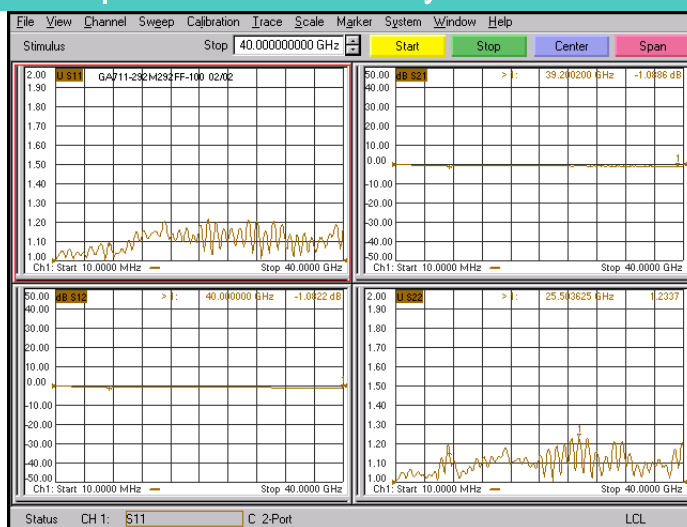
RoHS Compliant

Yes

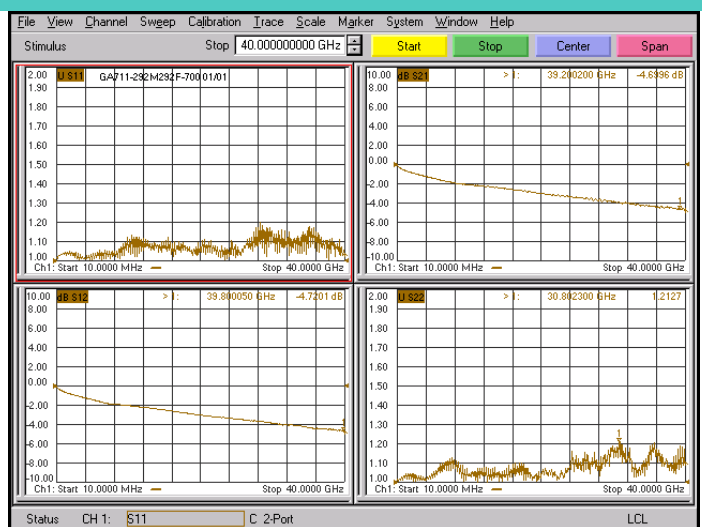
Operating Temperature Range

-40°C to +125°C

Test Report for Cable assembly



*Note: Test Cable Assembly Length = 100 mm



*Note: Test Cable Assembly Length = 700 mm