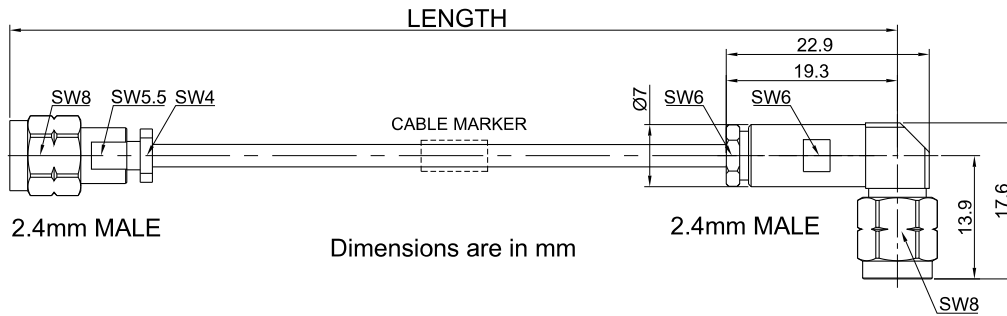


P/N: FR711-24M24WM-XXX

2.4mm Male to 2.4mm Right Angle Male Cable Assembly | .086" Semi-Flexible Coax Cable Without FEP Jacket | DC - 50GHz



Connectors Configuration

	Connector 1	Connector 2
Connector Series	2.4mm	2.4mm
Connector Polarity	Standard	Standard
Connector Gender	Male	Male
Connector Impedance (Ohm)	50	50
Connector Body Style	Straight	Right Angle
Connector Body Material	Stainless Steel	Stainless Steel
Connector Body Plating	Passivated	Passivated

Cable Configuration

Cable Type	.086" Semi-Flexible cable
Cable Impedance (Ohm)	50
Inner Conductor Material	Silver Plated Copper Covered Steel (SCCS)
Dielectric Material	Solid extruded PTFE
Number of Shields	1
Shield Layer 1 Material	Tin Plated Copper
Cable Diameter (mm)	2.2
Cable Color	Silver
Minimum Bend Radius (mm)	6
Capacitance (pF/m)	94
Velocity of Propagation	71%
Shielding Effectiveness	< -110dB @ 1GHz



P/N: FR711-24M24WM-XXX

2.4mm Male to 2.4mm Right Angle Male Cable Assembly | .086" Semi-Flexible Coax Cable Without FEP Jacket | DC - 50GHz

Electrical Data

Electrical Specifications for Different Length				
Length (mm)	Length Tolerance (mm)	Frequency	VSWR / Return Loss	Insertion Loss ≤ (dB)
100	±3	DC - 50GHz	≤1.35	1.32
150	±3			1.63
200	±3			1.94
250	±3			2.25
300	±5			2.56
400	±5			3.21
500	±5			3.82

Environmental Specifications

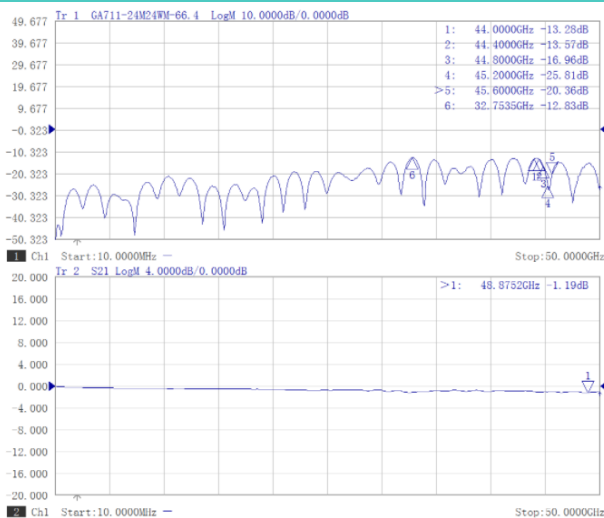
RoHS Compliant

Yes

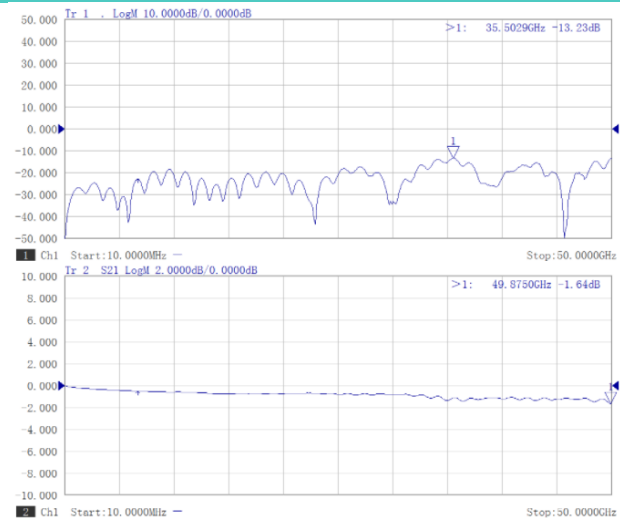
Operating Temperature Range

-40°C to +125°C

Test Report for Cable assembly



*Note: Test Cable Assembly Length = 66.4 mm



*Note: Test Cable Assembly Length = 80 mm