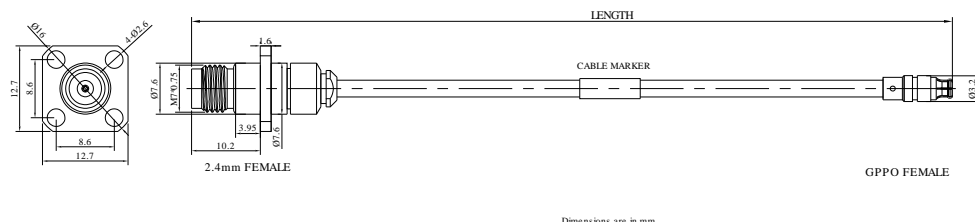


P/N: GA711-24FFGPPF-XXX

2.4mm 4 Hole Flange Female to GPPO(Mini-SMP) Female Cable Assembly | .086" Semi-Flexible Coax Cable Without FEP Jacket | DC - 50GHz




Connectors Configuration

	Connector 1	Connector 2
Connector Series	2.4mm	GPPO(Mini-SMP)
Connector Polarity	Standard	Standard
Connector Gender	Female	Female
Connector Impedance (Ohm)	50	50
Connector Mount Method	4 Hole Flange	None
Connector Body Style	Straight	Straight
Connector Body Material	Stainless Steel	Beryllium Copper
Connector Body Plating	Passivated	Gold

Cable Configuration

Cable Type	.086" Semi-Flexible cable
Cable Impedance (Ohm)	50
Inner Conductor Material	Silver Plated Copper Covered Steel (SCCS)
Dielectric Material	Solid extruded PTFE
Number of Shields	1
Shield Layer 1 Material	Tin Plated Copper
Cable Diameter (mm)	2.2
Cable Color	Silver
Minimum Bend Radius (mm)	6
Capacitance (pF/m)	94
Velocity of Propagation	71%
Shielding Effectiveness	> -110dB @ 1GHz



P/N: GA711-24FFGPPF-XXX

2.4mm 4 Hole Flange Female to GPPO(Mini-SMP) Female Cable Assembly | .086" Semi-Flexible Coax Cable Without FEP Jacket | DC - 50GHz

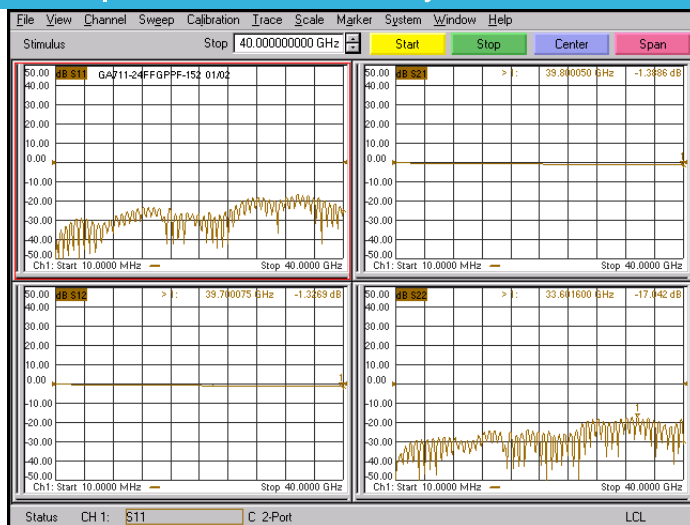
Electrical Data

Electrical Specifications for Different Length				
Length (mm)	Length Tolerance (mm)	Frequency	VSWR / Return Loss	Insertion Loss ≤ (dB)
100	±3	DC - 50GHz	14dB to 40GHz	1.32 to 40GHz
150	±3			1.63 to 40GHz
200	±3			1.94 to 40GHz
250	±3			2.25 to 40GHz
300	±5			2.56 to 40GHz
400	±5			3.21 to 40GHz
500	±5			3.82 to 40GHz

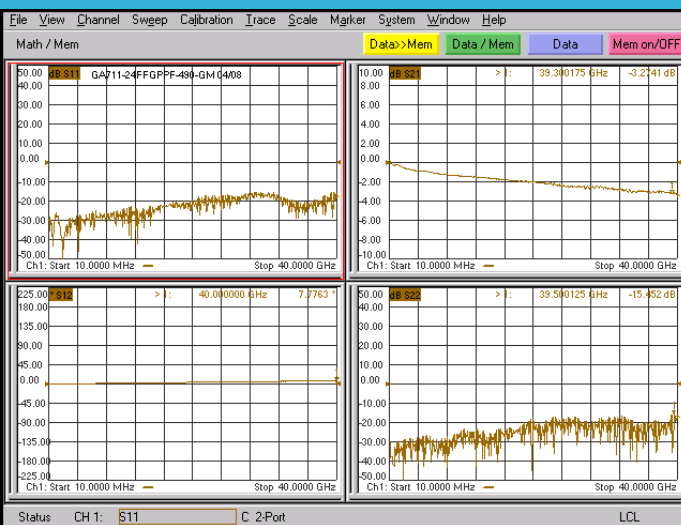
Enviromental Specifications

RoHS Compliant	Yes
Operating Temperature Range	-55 °C to +165 °C
MIL/STD	N/A

Test Report for Cable assembly



*Note: Test Cable Assembly Length = 152 mm



*Note: Test Cable Assembly Length = 490 mm