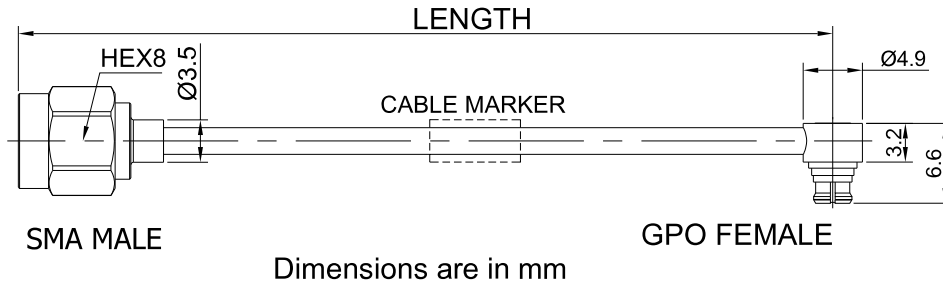


P/N: GA710-SMMGPWF-XXX

SMA Male to GPO (SMP) Right Angle Female Cable Assembly | .086" Semi-Rigid GUT-085 (Copper) Coax Cable | DC - 18GHz




Connectors Configuration

	Connector 1	Connector 2
Connector Series	SMA	GPO(SMP)
Connector Polarity	Standard	Standard
Connector Gender	Male	Female
Connector Impedance (Ohm)	50.0	50.0
Connector Body Style	Straight	Right Angle
Connector Body Material	Stainless Steel	CuBe
Connector Body Plating	Passivated	Gold

Cable Configuration

Cable Type	.086" Semi-rigid Cable (Copper)
Cable Impedance (Ohm)	50
Inner Conductor Material	Silver plated copperweld
Dielectric Material	Solid PTFE
Shield Layer 1 Material	Copper
Cable Diameter (mm)	2.2
Cable Color	Cooper
Minimum Bend Radius (mm)	6mm
Capacitance (pF/m)	95
Velocity of Propagation	70%
Shielding Effectiveness	<-120dB @ 1GHz



P/N: GA710-SMMGPWF-XXX

SMA Male to GPO (SMP) Right Angle Female Cable Assembly | .086" Semi-Rigid GUT-085 (Copper) Coax Cable | DC - 18GHz

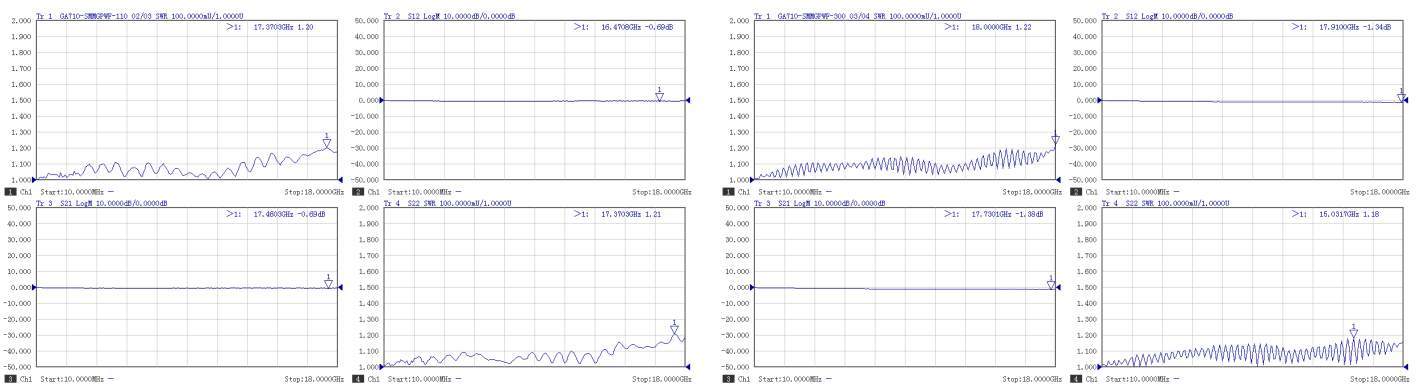
Electrical Data

Electrical Specifications for Different Length				
Length (mm)	Length Tolerance (mm)	Frequency	VSWR / Return Loss	Insertion Loss ≤ (dB)
100	±3	DC - 18GHz	14dB to 18GHz	0.83
150	±3			1.0
200	±3			1.16
250	±3			1.33
300	±5			1.49
400	±5			1.82
500	±5			2.15

Environmental Specifications

RoHS Compliant
Yes
Operating Temperature Range
-45 °C to +85 °C

Test Report for Cable assembly



*Note: Test Cable Assembly Length = 110 mm

*Note: Test Cable Assembly Length = 300 mm