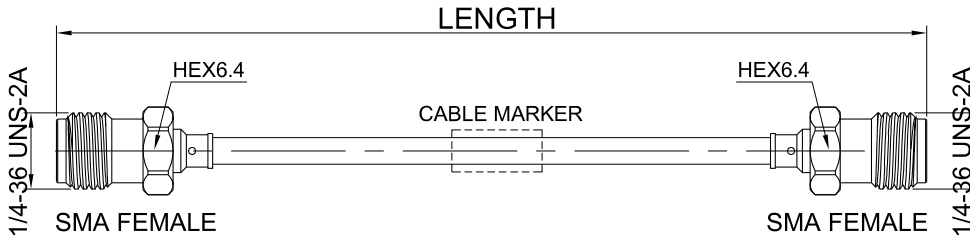


P/N: FR710-SMFSMF-XXX

SMA Female to SMA Female Cable Assembly | .086" Semi-Rigid GUT-085 (Copper) Coax Cable | DC - 18GHz



Dimensions are in mm




Connectors Configuration

	Connector 1	Connector 2
Connector Series	SMA	SMA
Connector Polarity	Standard	Standard
Connector Gender	Female	Female
Connector Impedance (Ohm)	50.0	50.0
Connector Body Style	Straight	Straight
Connector Body Material	Brass	Brass
Connector Body Plating	Gold	Gold

Cable Configuration

Cable Type	.086" Semi-rigid Cable (Copper)
Cable Impedance (Ohm)	50
Inner Conductor Material	Silver plated copperweld
Dielectric Material	Solid PTFE
Shield Layer 1 Material	Copper
Cable Diameter (mm)	2.2
Cable Color	Copper
Minimum Bend Radius (mm)	6mm
Capacitance (pF/m)	95
Velocity of Propagation	70%
Shielding Effectiveness	<-120dB @ 1GHz



Electrical Data

Electrical Specifications for Different Length				
Length (mm)	Length Tolerance (mm)	Frequency	VSWR / Return Loss	Insertion Loss ≤ (dB)
100	±3	DC - 18GHz	1.35 to 18GHz	0.83
150	±3			1.0
200	±3			1.16
250	±3			1.33
300	±5			1.49
400	±5			1.82
500	±5			2.15

Environmental Specifications

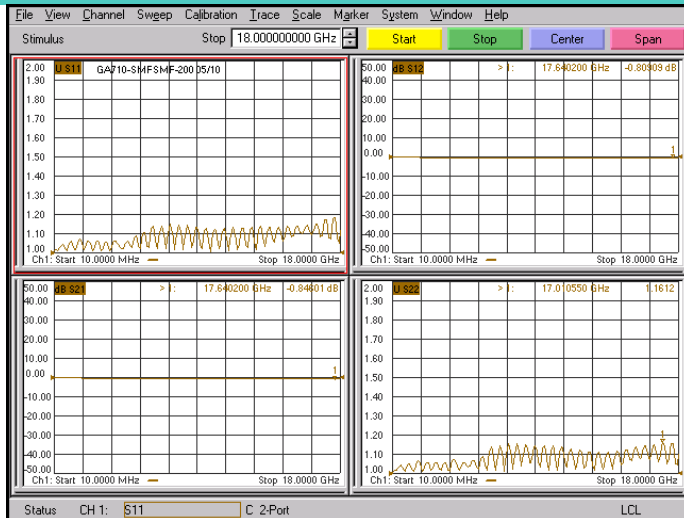
RoHS Compliant

Yes

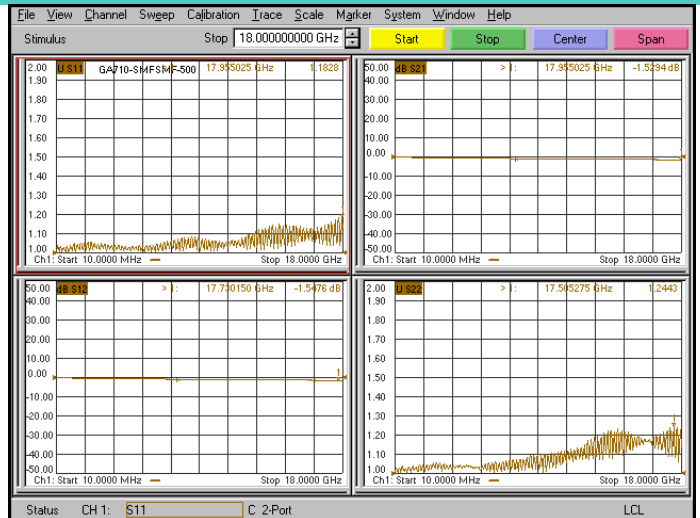
Operating Temperature Range

-45 °C to +85 °C

Test Report for Cable assembly



*Note: Test Cable Assembly Length = 200 mm



*Note: Test Cable Assembly Length = 500 mm

Revision History

Version	Description	Prepared By	Approved By	Date
V1.0	Initial release	Grimm	Hebe	2024-01-01