Flexi RF
Reliable RF Components In Stock

Datasheet

P/N: FR710-292M292FF-XXX

2.92mm Male to 2.92mm 4 Hole Flange Female Cable Assembly | .086" Semi-Rigid GUT-085 (Copper) Coax Cable | DC - 40GHz

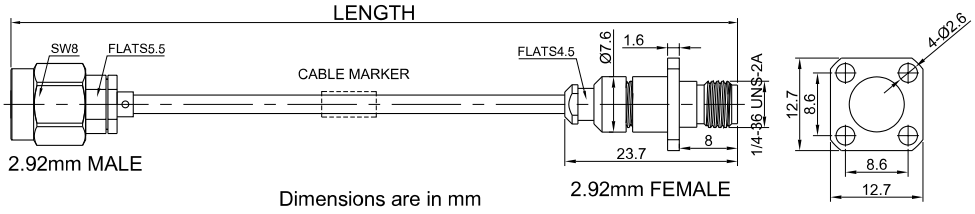



Connectors Configuration

	Connector 1	Connector 2
Connector Series	2.92mm	2.92mm
Connector Polarity	Standard	Standard
Connector Gender	Male	Female
Connector Impedance (Ohm)	50	50
Connector Mount Method	None	4 Hole Flange
Connector Body Style	Straight	Straight
Connector Body Material	Stainless Steel	Stainless Steel
Connector Body Plating	Passivated	Passivated

Cable Configuration

Cable Type	.086" Semi-rigid Cable (Copper)
Cable Impedance (Ohm)	50
Inner Conductor Material	Silver plated copperweld
Dielectric Material	Solid PTFE
Shield Layer 1 Material	Copper
Cable Diameter (mm)	2.2
Cable Color	Cooper
Minimum Bend Radius (mm)	6mm
Capacitance (pF/m)	95
Velocity of Propagation	70%
Shielding Effectiveness	<-120dB @ 1GHz



Flexi RF Inc
(650)880-9199
20045 Stevens Creek Blvd., Suite 2B, Cupertino, CA 95014
sales@flexirf.com
www.flexirf.com

Electrical Data

Electrical Specifications for Different Length				
Length (mm)	Length Tolerance (mm)	Frequency	VSWR / Return Loss	Insertion Loss ≤ (dB)
100	±3	DC - 40GHz	1.4	1.32
150	±3			1.63
200	±3			1.94
250	±3			2.3
300	±5			2.56
400	±5			3.21
500	±5			3.82
1000	±10			6.92

Enviromental Specifications

RoHS Compliant

Yes

Operating Temperature Range

-45 ºC to +85 ºC

Test Report for Cable assembly

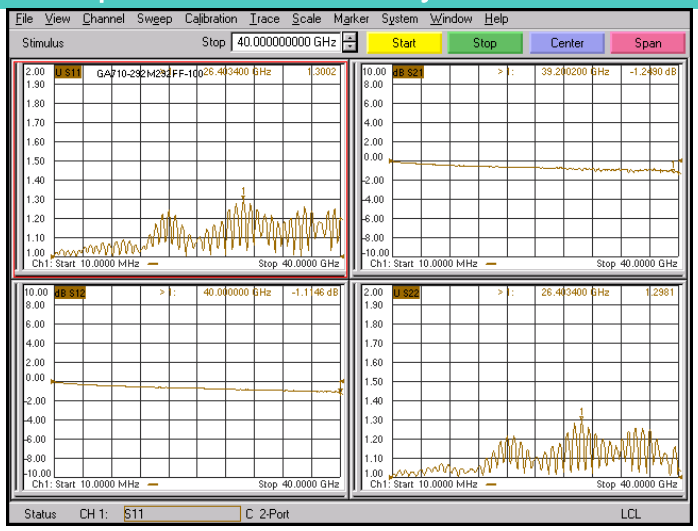

*Note:Test Cable Assembly Length = 100 mm

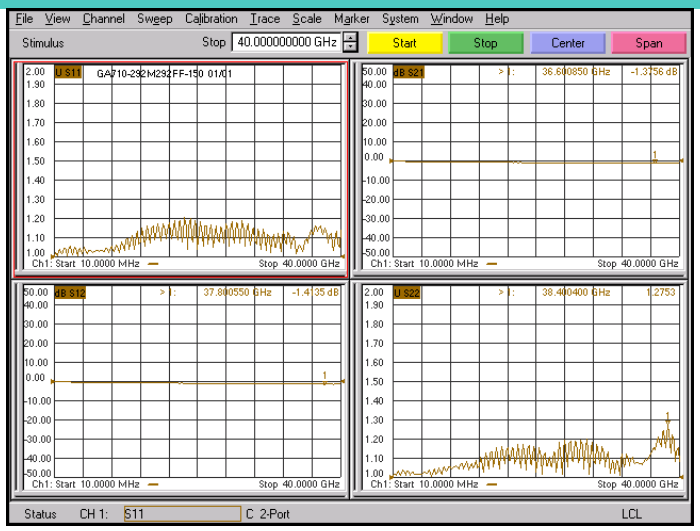

*Note:Test Cable Assembly Length = 150 mm

Revision History

Version	Description	Prepared By	Approved By	Date
V1.0	Initial release	Grimm	Hebe	2024-01-01