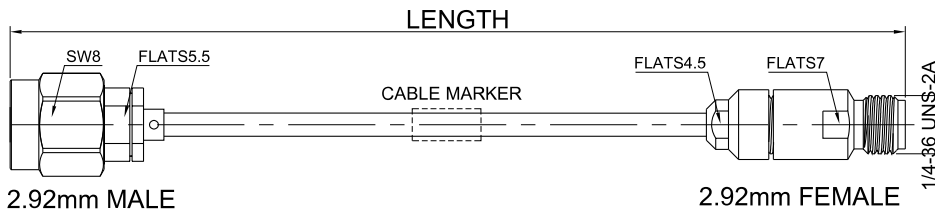


P/N: FR710-292M292F-XXX

2.92mm Male to 2.92mm Female Cable Assembly | .086" Semi-Rigid GUT-085 (Copper) Coax Cable | DC - 40GHz



Connectors Configuration

	Connector 1	Connector 2
Connector Series	2.92mm	2.92mm
Connector Polarity	Standard	Standard
Connector Gender	Male	Female
Connector Impedance (Ohm)	50	50
Connector Body Style	Straight	Straight
Connector Body Material	Stainless Steel	Stainless Steel
Connector Body Plating	Passivated	Passivated

Cable Configuration

Cable Type	.086" Semi-rigid Cable (Copper)
Cable Impedance (Ohm)	50
Inner Conductor Material	Silver plated copperweld
Dielectric Material	Solid PTFE
Shield Layer 1 Material	Copper
Cable Diameter (mm)	2.2
Cable Color	Cooper
Minimum Bend Radius (mm)	6mm
Capacitance (pF/m)	95
Velocity of Propagation	70%
Shielding Effectiveness	<-120dB @ 1GHz



Electrical Data

Electrical Specifications for Different Length				
Length (mm)	Length Tolerance (mm)	Frequency	VSWR / Return Loss	Insertion Loss ≤ (dB)
100	±3	DC - 40GHz	1.4	1.32
150	±3			1.63
200	±3			1.94
250	±3			2.3
300	±5			2.56
400	±5			3.21
500	±5			3.82
1000	±10			6.92

Environmental Specifications

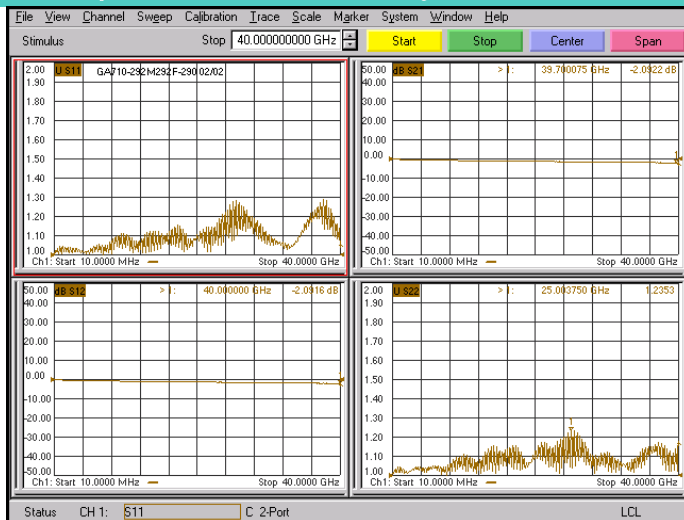
RoHS Compliant

Yes

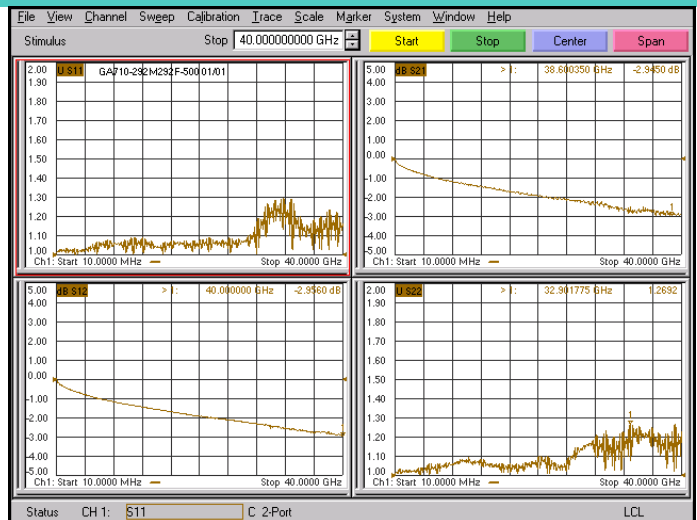
Operating Temperature Range

-45 °C to +85 °C

Test Report for Cable assembly



*Note: Test Cable Assembly Length = 290 mm



*Note: Test Cable Assembly Length = 500 mm

Revision History

Version	Description	Prepared By	Approved By	Date
V1.0	Initial release	Grimm	Hebe	2024-01-01