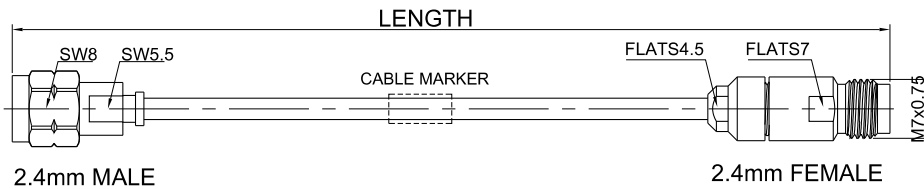


P/N: FR710-24M24F-XXX

2.4mm Male to 2.4mm Female Cable Assembly | .086" Semi-Rigid GUT-085 (Copper) Coax Cable | DC - 50GHz



## Connectors Configuration

	Connector 1	Connector 2
Connector Series	2.4mm	2.4mm
Connector Polarity	Standard	Standard
Connector Gender	Male	Female
Connector Impedance (Ohm)	50.0	50.0
Connector Mount Method	None	None
Connector Body Style	Straight	Straight
Connector Body Material	Stainless Steel	Stainless Steel
Connector Body Plating	Passivated	Passivated

## Cable Configuration

Cable Type	.086" Semi-rigid Cable (Copper)
Cable Impedance (Ohm)	50
Inner Conductor Material	Silver plated copperweld
Dielectric Material	Solid PTFE
Shield Layer 1 Material	Copper
Cable Diameter (mm)	2.2
Cable Color	Cooper
Minimum Bend Radius (mm)	6mm
Capacitance (pF/m)	95
Velocity of Propagation	70%
Shielding Effectiveness	<-120dB @ 1GHz



## Electrical Data

Electrical Specifications for Different Length				
Length (mm)	Length Tolerance (mm)	Frequency	VSWR / Return Loss	Insertion Loss $\leq$ (dB)
100	$\pm 3$	DC-50GHz	1.44 to 50GHz	1.32 to 40GHz
200	$\pm 3$			1.94 to 40GHz
300	$\pm 5$			2.56 to 40GHz
500	$\pm 5$			3.82 to 40GHz
1000	$\pm 10$			6.92 to 40GHz

## Environmental Specifications

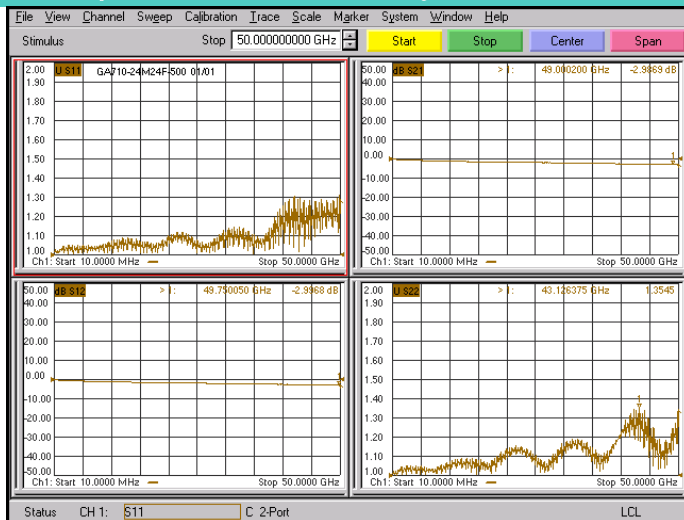
RoHS Compliant

Yes

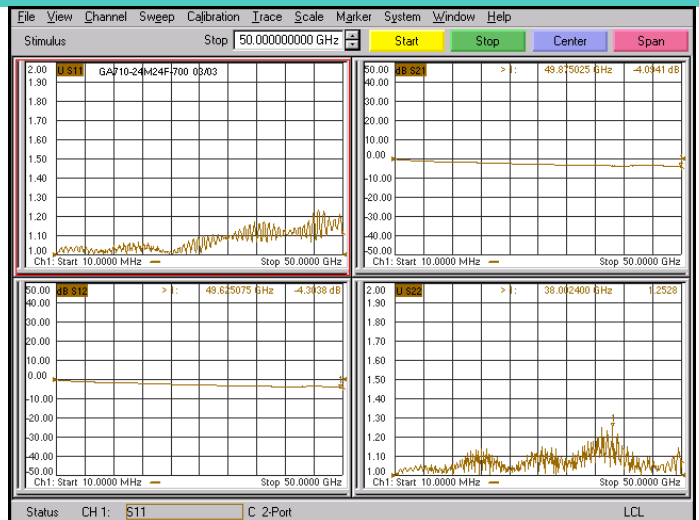
Operating Temperature Range

-45 °C to +85 °C

## Test Report for Cable assembly



\*Note: Test Cable Assembly Length = 500 mm



\*Note: Test Cable Assembly Length = 700 mm

## Revision History

Version	Description	Prepared By	Approved By	Date
V1.0	Initial release	Grimm	Hebe	2024-01-01