



# Thea Lite CSP 150mm

Colour Switchable IP54 Downlight

## Features

IP Rating	IP54 (from below) IP20 (from above)
CSP Switchable	Switchable CCT
UGR	25
Sensor Option	On Request
Dimmable Option	Yes (DALI-2, 0-10V, PUSH-DIM)
LED Lifetime	L80 50,000h
Colour Rendering Index	CRI>80
Colour Consistency	SDCM6
Emergency Option	Yes, using converter

## Installation information

Install Connector Type	Push-fit terminal, loop-in/loop-out
Insulation Coverable	No
Cut Out Size	150
Inrush Current	30A 0.03ms
Construction Material	ADC12 Aluminium Housing, Polycarbonate+PET Diffuser, TP(a) Thermoplastic, Silicone Free
Weight	0.480
Ambient Temperature Range	-20°C - 40°C
Electric Class (1, 2, 3)	2

## Photometrics @ 25°C

Product code	Finish	Feature I	Feature II	W	Colour	Beam	lm	lm/W	EM
THL2X	White RAL9003	Dimmable	Driver Excluded Use PS250600MA	14W	3000K	90°	1550	111	See Accessories
THL2X	White RAL9003	Dimmable	Driver Excluded Use PS250600MA	14W	4000K	90°	1680	120	See Accessories
THL2X	White RAL9003	Dimmable	Driver Excluded Use PS250600MA	14W	6500K	90°	1680	120	See Accessories
THLB2T	Matt Black RAL9005	Mains-Dim	Driver Included Mains	14W	3000K	90°	1500	107	See Accessories
THLB2T	Matt Black RAL9005	Mains-Dim	Driver Included Mains	14W	4000K	90°	1600	114	See Accessories
THLB2T	Matt Black RAL9005	Mains-Dim	Driver Included Mains	14W	6500K	90°	1600	114	See Accessories
THLB2X	Matt Black RAL9005	Dimmable	Driver Excluded Use PS250600MA	14W	3000K	90°	1500	107	See Accessories
THLB2X	Matt Black RAL9005	Dimmable	Driver Excluded Use PS250600MA	14W	4000K	90°	1600	114	See Accessories
THLB2X	Matt Black RAL9005	Dimmable	Driver Excluded Use PS250600MA	14W	6500K	90°	1600	114	See Accessories
THL2T	White RAL9003	Mains-Dim	Driver Included Mains	14W	3000K	90°	1550	111	See Accessories
THL2T	White RAL9003	Mains-Dim	Driver Included Mains	14W	4000K	90°	1680	120	See Accessories
THL2T	White RAL9003	Mains-Dim	Driver Included Mains	14W	6500K	90°	1680	120	See Accessories

## Wiring information

Cable / Flying Lead	0.75-1.5mm <sup>2</sup>
Type of Wiring Required	Parallel



collingwood

01604 495 151  
collingwoodlighting.com

collingwoodled  
 /collingwoodlighting  
 collingwoodlighting

## Guarantee

5 years (product), 3 years (emergency)

## Features & benefits

Colour temperature switchable, 3000K-4000K-6500K

Highly efficient up to 120 Llm/W ensures low running costs

Quick and easy installation with plug & play connectors

UGR25 compliant for comfortable lighting of washrooms, bathrooms, cloakrooms as well as general circulation and stairs


IP54 protection against water splash from any direction

Low 33mm product depth enables product to be used with small ceiling voids

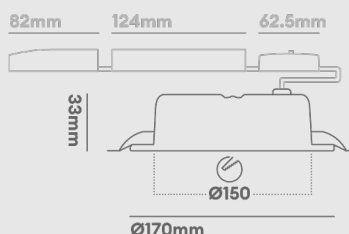
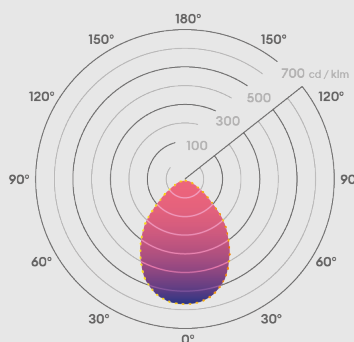
TP(a) Thermoplastic

850° Glow Wire Test

Light source energy efficiency:



Beam angle: 90°




### Accessories

<b>PS250600MA</b>	Power supply, IP20, 13-29W, CC, 250-600mA, DALI-2, 1-10V, Push-Dim	Sold Separately
<b>LEDEP10</b>	Emergency converter, Self-test, 220lm	Sold Separately
<b>LEDEP09DA</b>	Emergency converter, DALI Addressable, 220lm	Sold Separately
<b>EMRWMAN</b>	Salvus Route White, Man-Test, 120lm(O) or 130lm(C)	Sold Separately
<b>EMRWST</b>	Salvus Route White, Self Test, 120lm(O) or 130lm(C)	Sold Separately



collingwood

**01604 495 151**  
**collingwoodlighting.com**

 collingwoodled

 /collingwoodlighting

 collingwoodlighting

---

**Thea Lite CSP 150mm**