

# Thea Lite CSP 100mm

Colour Switchable IP54 Downlight

## Features

IP Rating	IP54 (from below) IP20 (from above)
CSP Switchable	Switchable CCT
UGR	27
Sensor Option	On Request
Dimmable Option	Yes (DALI-2, 0-10V, PUSH-DIM)
LED Lifetime	L80 50,000h
Colour Rendering Index	CRI>80
Colour Consistency	SDCM6
Emergency Option	Yes, using converter

## Installation information

Install Connector Type	Push-fit terminal, loop-in/loop-out
Insulation Coverable	No
Cut Out Size	100
Inrush Current	30A 0.03ms
Construction Material	ADC12 Aluminium Housing, Polycarbonate+PET Diffuser, TP(a) Thermoplastic, Silicone Free
Weight	0.361
Ambient Temperature Range	-20°C - 40°C
Electric Class (1, 2, 3)	2

## Photometrics @ 25°C

Product code	Finish	Feature I	Feature II	W	Colour	Beam	lm	lm/W	EM
THL1X	White RAL9003	Dimmable	Driver Excluded Use PS250600MA	10W	3000K	80°	1100	110	See Accessories
THL1X	White RAL9003	Dimmable	Driver Excluded Use PS250600MA	10W	4000K	80°	1200	120	See Accessories
THL1X	White RAL9003	Dimmable	Driver Excluded Use PS250600MA	10W	6000K	80°	1200	120	See Accessories
THL1T	White RAL9003	Mains-Dim	Driver Included Mains	10W	3000K	80°	1100	110	See Accessories
THL1T	White RAL9003	Mains-Dim	Driver Included Mains	10W	4000K	80°	1200	120	See Accessories
THL1T	White RAL9003	Mains-Dim	Driver Included Mains	10W	6000K	80°	1200	120	See Accessories
THLBIT	Matt Black RAL9005	Mains-Dim	Driver Included Mains	10W	3000K	80°	1000	100	See Accessories
THLBIT	Matt Black RAL9005	Mains-Dim	Driver Included Mains	10W	4000K	80°	1100	110	See Accessories
THLBIT	Matt Black RAL9005	Mains-Dim	Driver Included Mains	10W	6000K	80°	1100	110	See Accessories
THLBIX	Matt Black RAL9005	Dimmable	Driver Excluded Use PS250600MA	10W	3000K	80°	1000	100	See Accessories
THLBIX	Matt Black RAL9005	Dimmable	Driver Excluded Use PS250600MA	10W	4000K	80°	1100	110	See Accessories
THLBIX	Matt Black RAL9005	Dimmable	Driver Excluded Use PS250600MA	10W	6000K	80°	1100	110	See Accessories

Energy rating is a reflection of the LED light source.



01604 495 151  
collingwoodlighting.com

collingwoodled  
 /collingwoodlighting  
 collingwoodlighting

## Guarantee

5 years (product), 3 years (emergency), 2 years (on-site)

## Features & benefits

Colour temperature switchable, 3000K-4000K-6000K

Highly efficient up to 120 Llm/W ensures low running costs

Quick and easy installation with plug & play connectors

UGR27 compliant for comfortable lighting of washrooms, bathrooms, cloakrooms as well as general circulation and stairs

IP54 protection against water splash from any direction

Low 33mm product depth enables product to be used with small ceiling voids

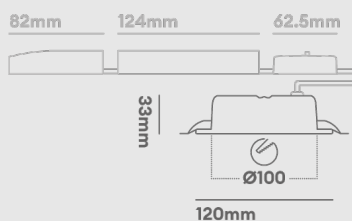
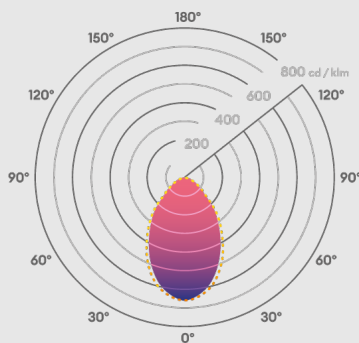
TP(a) Thermoplastic

850° Glow Wire Test

Light source energy efficiency:



Beam angle: 80°



## Wiring information

Cable / Flying Lead	0.75-1.5mm <sup>2</sup>
Type of Wiring Required	Parallel




## Accessories

PS250600MA	Power supply, IP20, 13-29W, CC, 250-600mA, DALI-2, 1-10V, Push-Dim	Sold Separately
LEDEP10	Emergency converter, Self-test, 220lm	Sold Separately
LEDEP10DA	Emergency converter, DALI-2 Addressable	Sold Separately
EMRWMAN	Salvus Route White, Man-Test, 120lm(O) or 130lm(C)	Sold Separately
EMRWST	Salvus Route White, Self Test, 120lm(O) or 130lm(C)	Sold Separately



collingwood

01604 495 151  
collingwoodlighting.com

-  collingwoodled
-  /collingwoodlighting
-  collingwoodlighting

Thea Lite CSP 100mm