



# SL220

Low voltage LED spike light

## Features

IP Rating	IP65
CSP Switchable	Single CCT
Tilttable	90°
Rotation Angle	No
LED Lifetime	L70 70,000h
Colour Rendering Index	CRI>80
Colour Consistency	SDCM3

## Installation information

UK Bathroom Zone	N/A
Inrush Current	N/A
Construction Material	Anodised aluminium, stainless steel 316, copper
Weight	SL220B: 580g SL220C: 1164g SL220D: 1054g SL220Z: 588g
Ambient Temperature Range	50°C
Electric Class (1, 2, 3)	3

## Wiring information

Cable / Flying Lead	3m H05RN-F rubberised cable (outside diameter: 6mm)
Type of Wiring Required	Series

## LED drivers

PLU/350 1-9	220-240V	Yes	No	1	1	4
PLU/700 3-9	220-240V	Yes	No	1	1	4
PSIP70018W	220-240V	Yes	No	1	1	3

## Accessories

JB2 / JB4 / JB6	Waterproof junction box / Gel filled waterproof connectors	Sold Separately
GH220	Simple hood to reduce glare whilst maintaining a good light distribution	Sold Separately
GS220	Stylish, baffle-style snoot, perfect for creating a moonlighting effect	Sold Separately



01604 495 151  
collingwoodlighting.com

- collingwoodled
- /collingwoodlighting
- collingwoodlighting

## Guarantee

7 years

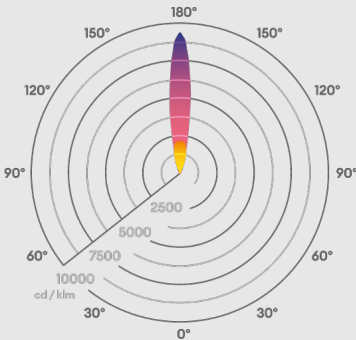
## Features & benefits

- 2.2W at 350mA or 4.6W at 700mA
- Coastal protected
- IP65 ideal for outdoor areas
- High efficacy of 144lm/W
- Single LED and lens combination for maximum efficiency and optimal light distribution
- Choice of material finish to suit different styles

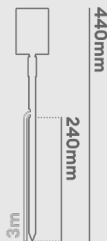
Light source  
energy efficiency:



Beam angle: 40°



Ø62.5mm



## Photometrics @ 25°C

Product code	Finish	W	Colour	Beam	lm	lm/W	lx @ 1m
SL220BWBX40	Black anodised aluminium	2.2W (350mA)	4000K	40°	310	141	3310
SL220BWBX40	Black anodised aluminium	4.6W (700mA)	4000K	40°	530	115	5659
SL220DWBX40	Stainless steel 316	2.2W (350mA)	4000K	40°	310	141	705
SL220DWBX40	Stainless steel 316	4.6W (700mA)	4000K	40°	530	115	1205
SL220BWBX30	Black anodised aluminium	2.2W (350mA)	3000K	40°	300	136	3203
SL220BWBX30	Black anodised aluminium	4.6W (700mA)	3000K	40°	520	113	5552
SL220DWBX30	Stainless steel 316	2.2W (350mA)	3000K	40°	300	136	682
SL220DWBX30	Stainless steel 316	4.6W (700mA)	3000K	40°	520	113	1182
SL220ZWBX30	Bronze anodised aluminium	2.2W (350mA)	3000K	40°	300	136	682
SL220ZWBX30	Bronze anodised aluminium	4.6W (700mA)	3000K	40°	520	113	1182
SL220BWBX27	Black anodised aluminium	2.2W (350mA)	2700K	40°	290	132	3096
SL220BWBX27	Black anodised aluminium	4.6W (700mA)	2700K	40°	515	112	5499
SL220DWBX27	Stainless steel 316	2.2W (350mA)	2700K	40°	290	132	659
SL220DWBX27	Stainless steel 316	4.6W (700mA)	2700K	40°	515	112	1171
SL220ZWBX27	Bronze anodised aluminium	2.2W (350mA)	2700K	40°	290	132	659
SL220ZWBX27	Bronze anodised aluminium	4.6W (700mA)	2700K	40°	515	112	1171
SL220CWBX27	Solid copper	2.2W (350mA)	2700K	40°	290	132	659
SL220CWBX27	Solid copper	4.6W (700mA)	2700K	40°	515	112	1171
SL220BNBX40	Black anodised aluminium	2.2W (350mA)	4000K	12°	310	141	3310
SL220BNBX40	Black anodised aluminium	4.6W (700mA)	4000K	12°	530	115	5659
SL220BNBX30	Black anodised aluminium	2.2W (350mA)	3000K	12°	310	141	3203
SL220BNBX30	Black anodised aluminium	4.6W (700mA)	3000K	12°	530	115	5552
SL220DNBX30	Stainless steel 316	2.2W (350mA)	3000K	12°	310	141	3203
SL220DNBX30	Stainless steel 316	4.6W (700mA)	3000K	12°	530	115	5552
SL220BNBX27	Black anodised aluminium	2.2W (350mA)	2700K	12°	310	141	3096
SL220BNBX27	Black anodised aluminium	4.6W (700mA)	2700K	12°	530	115	5499
SL220CNBX27	Solid copper	2.2W (350mA)	2700K	12°	310	141	3096
SL220CNBX27	Solid copper	4.6W (700mA)	2700K	12°	530	115	5499

Energy rating is a reflection of the LED light source.




collingwood

01604 495 151  
collingwoodlighting.com

 collingwoodled

 /collingwoodlighting

 collingwoodlighting

## SL220

The SL220 emits light anywhere that the ground is soft enough to take its anodised aluminium spike. This spike light comes with a robust outdoor cable, a choice of LED colours and a 7-year extended warranty. The head tilts through 90° from vertical to horizontal for ultimate versatility. The narrow beam has more intense light and a further reach. This is perfect for creating accent effects such as highlighting a tree trunk as a vertical linear feature.