

Spike lights specification sheet



SL220 Mains

Mains voltage LED spike light

Features

IP Rating	IP65
CSP Switchable	Single CCT
Tilttable	90°
Rotation Angle	No
LED Lifetime	L70 70,000h
Colour Rendering Index	CRI>80
Colour Consistency	SDCM3

Installation information

UK Bathroom Zone	N/A
Inrush Current	60A 375
Construction Material	Anodised aluminium, stainless steel 316, copper
Weight	SL220B: 714g SL220C: 1280g SL220D: 1156g SL220Z: 694g
Ambient Temperature Range	50°C
SELV	Yes
Electric Class (1, 2, 3)	1

Photometrics @ 25°C

Product code	Finish	W	Colour	Beam	lm	lm/W	lx @ 1m
SL220BWB40	Black anodised aluminium	5.7W	4000K	40°	530	93	1205
SL220DWB40	Stainless steel 316	5.7W	4000K	40°	530	93	1205
SL220BWB30	Black anodised aluminium	5.7W	3000K	40°	520	91	1182
SL220DWB30	Stainless steel 316	5.7W	3000K	40°	520	91	1182
SL220ZWB30	Bronze anodised aluminium	5.7W	3000K	40°	520	91	1182
SL220BWB27	Black anodised aluminium	5.7W	2700K	40°	515	90	1171
SL220DWB27	Stainless steel 316	5.7W	2700K	40°	515	90	1171
SL220ZWB27	Bronze anodised aluminium	5.7W	2700K	40°	515	90	1171
SL220CWB27	Solid copper	5.7W	2700K	40°	515	90	1171
SL220BNBM40	Black anodised aluminium	5.7W	4000K	12°	530	93	5659
SL220BNBM30	Black anodised aluminium	5.7W	3000K	12°	520	91	5552
SL220DNBM30	Stainless steel 316	5.7W	3000K	12°	520	91	5552
SL220DNBM27	Stainless steel 316	5.7W	2700K	12°	515	90	5499
SL220ZNBM27	Bronze anodised aluminium	5.7W	2700K	12°	515	90	5499

Energy rating is a reflection of the LED light source.

Wiring information

Cable / Flying Lead	3m H05RN-F rubberised cable (outside diameter: 7mm)
Type of Wiring Required	Parallel



collingwood

01604 495 151
collingwoodlighting.com

collingwoodled

/collingwoodlighting

collingwoodlighting

Guarantee

7 years

Features & benefits

5.7W

Coastal protected

IP65 ideal for outdoor areas

High efficacy of 93lm/W

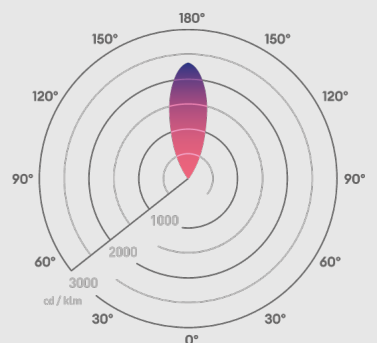
Single LED and lens combination for maximum efficiency and optimal light distribution

Choice of material finish to suit different styles

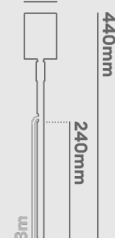
Light source energy efficiency:



Beam angle: 40°



Ø62.5mm



LED driver

N/A (integrated SELV driver)	220-240V	Yes	No	N/A	-	-
------------------------------	----------	-----	----	-----	---	---




Accessories

JB5	Gel filled waterproof connector	Sold Separately
GH220	Simple hood to reduce glare whilst maintaining a good light distribution	Sold Separately
GS220	Stylish, baffle-style snoot, perfect for creating a moonlighting effect	Sold Separately



collingwood

01604 495 151
collingwoodlighting.com

-  collingwoodled
-  /collingwoodlighting
-  collingwoodlighting

SL220 Mains

The SL220 emits light anywhere that the ground is soft enough to take its anodised aluminium spike. This spike light comes with a robust outdoor cable, a choice of LED colours and a 7-year extended warranty. The head tilts through 90° from vertical to horizontal for ultimate versatility. The narrow beam has more intense light and a further reach. This is perfect for creating accent effects such as highlighting a tree trunk as a vertical linear feature.