



## SL220 Mains

Mains voltage LED spike light

### Features

|                        |             |
|------------------------|-------------|
| IP Rating              | IP65        |
| CSP Switchable         | Single CCT  |
| Tilttable              | 90°         |
| Rotation Angle         | No          |
| LED Lifetime           | L70 70,000h |
| Colour Rendering Index | CRI>80      |
| Colour Consistency     | SDCM3       |

### Installation information

|                           |  |
|---------------------------|--|
| UK Bathroom Zone          | N/A  |
| Inrush Current            | 60A 375  |
| Construction Material     | Anodised aluminium, stainless steel 316, copper                |
| Weight                    | SL220B: 714g<br>SL220C: 1280g<br>SL220D: 1156g<br>SL220Z: 694g |
| Ambient Temperature Range | 50°C   |
| SELV                      | Yes  |
| Electric Class (1, 2, 3)  | 1  |

### Photometrics @ 25°C

| Product code | Finish                    | W    | Colour | Beam | lm  | lm/W | lx @ 1m |
|--------------|---------------------------|------|--------|------|-----|------|---------|
| SL220BWB40   | Black anodised aluminium  | 5.7W | 4000K  | 40°  | 530 | 93   | 1205    |
| SL220DWB40   | Stainless steel 316       | 5.7W | 4000K  | 40°  | 530 | 93   | 1205    |
| SL220BWB30   | Black anodised aluminium  | 5.7W | 3000K  | 40°  | 520 | 91   | 1182    |
| SL220DWB30   | Stainless steel 316       | 5.7W | 3000K  | 40°  | 520 | 91   | 1182    |
| SL220ZWB30   | Bronze anodised aluminium | 5.7W | 3000K  | 40°  | 520 | 91   | 1182    |
| SL220BWB27   | Black anodised aluminium  | 5.7W | 2700K  | 40°  | 515 | 90   | 1171    |
| SL220DWB27   | Stainless steel 316       | 5.7W | 2700K  | 40°  | 515 | 90   | 1171    |
| SL220ZWB27   | Bronze anodised aluminium | 5.7W | 2700K  | 40°  | 515 | 90   | 1171    |
| SL220CWB27   | Solid copper              | 5.7W | 2700K  | 40°  | 515 | 90   | 1171    |
| SL220BNBM40  | Black anodised aluminium  | 5.7W | 4000K  | 12°  | 530 | 93   | 5659    |
| SL220BNBM30  | Black anodised aluminium  | 5.7W | 3000K  | 12°  | 520 | 91   | 5552    |
| SL220DNBM30  | Stainless steel 316       | 5.7W | 3000K  | 12°  | 520 | 91   | 5552    |
| SL220DNBM27  | Stainless steel 316       | 5.7W | 2700K  | 12°  | 515 | 90   | 5499    |
| SL220ZNBM27  | Bronze anodised aluminium | 5.7W | 2700K  | 12°  | 515 | 90   | 5499    |

Energy rating is a reflection of the LED light source.

### Wiring information

|                         |   |
|-------------------------|---|
| Cable / Flying Lead     | 3m H05RN-F rubberised cable (outside diameter: 7mm) |
| Type of Wiring Required | Parallel  |



collingwood

01604 495 151  
collingwoodlighting.com

collingwoodled

/collingwoodlighting

collingwoodlighting

### Guarantee

7 years

### Features & benefits

5.7W

Coastal protected

IP65 ideal for outdoor areas

High efficacy of 93lm/W

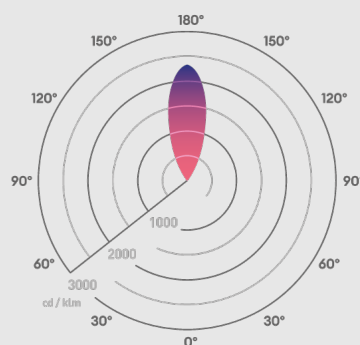
Single LED and lens combination for maximum efficiency and optimal light distribution

Choice of material finish to suit different styles

Light source energy efficiency:



Beam angle: 40°



Ø62.5mm



LED driver

|                              |          |     |    |     |   |   |
|------------------------------|----------|-----|----|-----|---|---|
| N/A (integrated SELV driver) | 220-240V | Yes | No | N/A | - | - |
|------------------------------|----------|-----|----|-----|---|---|




Accessories

|       |  |                 |
|-------|--|-----------------|
| JB5   | Gel filled waterproof connector  | Sold Separately |
| GH220 | Simple hood to reduce glare whilst maintaining a good light distribution | Sold Separately |
| GS220 | Stylish, baffle-style snoot, perfect for creating a moonlighting effect  | Sold Separately |



collingwood

01604 495 151  
collingwoodlighting.com

-  collingwoodled
-  /collingwoodlighting
-  collingwoodlighting

SL220 Mains

The SL220 emits light anywhere that the ground is soft enough to take its anodised aluminium spike. This spike light comes with a robust outdoor cable, a choice of LED colours and a 7-year extended warranty. The head tilts through 90° from vertical to horizontal for ultimate versatility. The narrow beam has more intense light and a further reach. This is perfect for creating accent effects such as highlighting a tree trunk as a vertical linear feature.