



# H2 Pro Extreme CSP

IP65 (above+below) downlight suitable for installing outdoor in building soffits and canopies

## Features

IP Rating	IP65 (from below and above)
CSP Switchable	Switchable CCT
Tiltable	No
Rotation Angle	No
UGR	22
Sensor Option	No
Dimmable Option	Yes (Mains)
LED Lifetime	L70 40,000h
Colour Rendering Index	CRI>80
Colour Consistency	SDCM4
Emergency Option	No

## Installation information

Install Connector Type	Flying lead
Insulation Coverable	No
Cut Out Size	65-75
UK Bathroom Zone	1 (ceiling only)
Inrush Current	2.3A 0.06ms
Construction Material	Aluminium / Plastic
Thickness of Recessed Surface	30 mm
Weight	148g
Ambient Temperature Range	-20°C - 40°C
SELV	Yes
UK Building Regulations	Part C, P & L
Part B Fire Rating	No
Electric Class (1, 2, 3)	2

## Photometrics @ 25°C

Product code	Finish	W	Colour	Beam	lm	lm/W	lx @ 1m
H2EXTIW	White	5W	2200K	40°	480	96	828
H2EXTIW	White	5W	2700K	40°	570	114	983
H2EXTIW	White	5W	3000K	40°	560	112	966
H2EXTIB	Black	5W	2200K	40°	480	96	828
H2EXTIB	Black	5W	2700K	40°	570	114	983
H2EXTIB	Black	5W	3000K	40°	560	112	966
H2EXTIA	Anthracite grey RAL7016	5W	2200K	40°	480	96	828
H2EXTIA	Anthracite grey RAL7016	5W	2700K	40°	570	114	983
H2EXTIA	Anthracite grey RAL7016	5W	3000K	40°	560	112	966

Energy rating is a reflection of the LED light source.

## Wiring information

Cable / Flying Lead	0.37m H03VVH2-F 2x0.75mm <sup>2</sup>
Cable Required for Connector	0.37m H03VVH2-F 2x0.75mm <sup>2</sup>
Type of Wiring Required	Parallel

## LED driver

N/A (integrated SELV driver)	220-240V	Yes	Yes (mains)	1 (Ceiling only)	N/A	N/A
------------------------------	----------	-----	-------------	------------------	-----	-----



01604 495 151  
collingwoodlighting.com

- collingwoodled
- /collingwoodlighting
- collingwoodlighting

## Guarantee

4 years

## Features & benefits

IP65 from above and below for total protection

Suitable for use in coastal applications

New 2200K to minimise effects of blue light

Use 2700K to illuminate materials such as wooden fences, sand or red brick to highlight warm tones

Select 2200K to minimise the effects blue light content has on nocturnal animals to help survival and growth rates

Collingwood Switchable Product

TRIAC mains dimmable suitable for leading and trailing edge dimmers

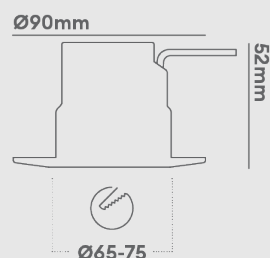
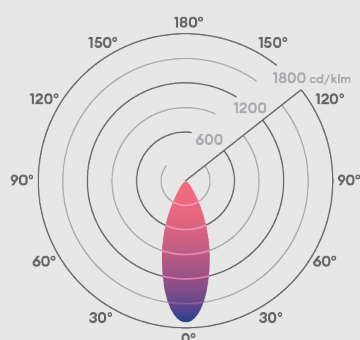
Bezel integrated to product

Pair with dusk to dawn sensor PCELL kit to bring on when dark and off when light

Light source  
energy efficiency:



Beam angle: 40°






Accessories

DM298GRID	Grid Dimmer	Sold Separately
DM298FP	Flatplate Dimmer	Sold Separately
PCELLKIT	Wall Mounted Photocell Kit	Sold Separately



collingwood

01604 495 151  
collingwoodlighting.com

-  collingwoodled
-  /collingwoodlighting
-  collingwoodlighting

H2 Pro Extreme CSP