

# H2 Deco CSP

Wattage & CCT Switchable Architectural Downlight

## Features

IP Rating	IP65 (from below) IP20 (from above)
CSP Switchable	Switchable CCT
Tilttable	No
Rotation Angle	No
UGR	19
Sensor Option	No
Dimmable Option	Yes (Mains)
LED Lifetime	L70 B10 44,000h
Colour Rendering Index	CRI>80
Colour Consistency	SDCM3
Emergency Option	Yes, using converter

## Installation information

Install Connector Type	Loop in / Loop out
Insulation Coverable	Rolled and blown insulation
Double Insulation	Yes
Cut Out Size	68-75
UK Bathroom Zone	1
Inrush Current	5A 150us
Construction Material	Mild steel / PC
Thickness of Recessed Surface	40 mm
Weight	300g
Ambient Temperature Range	-10°C - 40°C
SELV	Yes
UK Building Regulations	Part B, C, E, P & L
Part B Fire Rating	Solid Timber 30/60/90min, I-Joist 30min, Metal Web 30min
Electric Class (1, 2, 3)	1

## Wiring information

Cable / Flying Lead	0.75mm² - 2.5mm² 3 core cable for connector
Cable Required for Connector	Push-fit terminal for: Twin & Earth (6242Y 2x1.5mm²) or 3-core cable (R02V 3x1.5mm²)
Type of Wiring Required	Parallel

## LED driver

N/A (integrated SELV driver)	220-240V	N/A	N/A	1 (Ceiling only)	N/A	N/A
------------------------------	----------	-----	-----	------------------	-----	-----

## Accessories

DM298GRID	LED mains grid dimmer	Sold Separately
DM298FP	Faceplate dimmer	Sold Separately
LEDEPI0EM	Manual-test emergency converter	Sold Separately
LEDEPI0	Self-test emergency converter	Sold Separately



collingwood

01604 495 151  
collingwoodlighting.com

- collingwoodled
- /collingwoodlighting
- collingwoodlighting

## Guarantee

5 years

## Features & benefits

Designed for living spaces to suit architectural decor

True low glare UGR19 as opposed to perceived low glare

Wattage Switch enables range from 550 up to 1000 lumens

CCT Switchable Product enables colour temperature choice between 2200K-2700K-3000K-4000K

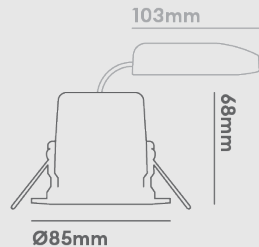
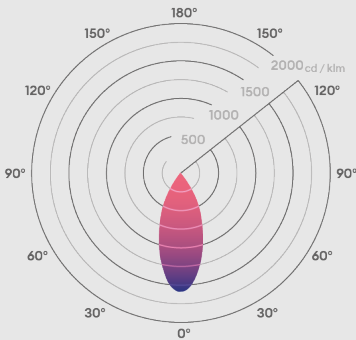
Select 2700K to highlight warm tones in wood, red brick or sandstone

Select 2200K 'Ember Light' to minimise blue light and create a cosy fireplace environment

Light source energy efficiency:



Beam angle: 40°



## Photometrics @ 25°C




Product code	Finish	Feature I	W	Colour	Beam	lm	lm/W	lx @ 1m
H2DIWHIWHI	White Bezel	White Reflector	6.5W	2200K	40°	550	85	794
H2DIWHIWHI	White Bezel	White Reflector	6.5W	2700K	40°	600	92	917
H2DIWHIWHI	White Bezel	White Reflector	6.5W	3000K	40°	650	100	1008
H2DIWHIWHI	White Bezel	White Reflector	6.5W	4000K	40°	700	108	1164
H2DIWHIWHI	White Bezel	White Reflector	10W	2200K	40°	750	75	1082
H2DIWHIWHI	White Bezel	White Reflector	10W	2700K	40°	900	90	1375
H2DIWHIWHI	White Bezel	White Reflector	10W	3000K	40°	950	95	1473
H2DIWHIWHI	White Bezel	White Reflector	10W	4000K	40°	1000	100	1662
H2DIBLKWHI	White Bezel	Black Reflector	6.5W	2200K	40°	500	77	808
H2DIBLKWHI	White Bezel	Black Reflector	6.5W	2700K	40°	550	85	925
H2DIBLKWHI	White Bezel	Black Reflector	6.5W	3000K	40°	600	92	1032
H2DIBLKWHI	White Bezel	Black Reflector	6.5W	4000K	40°	650	100	1136
H2DIBLKWHI	White Bezel	Black Reflector	10W	2200K	40°	650	65	1050
H2DIBLKWHI	White Bezel	Black Reflector	10W	2700K	40°	750	75	1261
H2DIBLKWHI	White Bezel	Black Reflector	10W	3000K	40°	850	85	1461
H2DIBLKWHI	White Bezel	Black Reflector	10W	4000K	40°	900	90	1573
H2DIBLKBLK	Black Bezel	Black Reflector	6.5W	2200K	40°	500	77	808
H2DIBLKBLK	Black Bezel	Black Reflector	6.5W	2700K	40°	550	85	925
H2DIBLKBLK	Black Bezel	Black Reflector	6.5W	3000K	40°	600	92	1032
H2DIBLKBLK	Black Bezel	Black Reflector	6.5W	4000K	40°	650	100	1136
H2DIBLKBLK	Black Bezel	Black Reflector	10W	2200K	40°	650	65	1050
H2DIBLKBLK	Black Bezel	Black Reflector	10W	2700K	40°	750	75	1261
H2DIBLKBLK	Black Bezel	Black Reflector	10W	3000K	40°	850	85	1461
H2DIBLKBLK	Black Bezel	Black Reflector	10W	4000K	40°	900	90	1573

Energy rating is a reflection of the LED light source.



collingwood

01604 495 151  
collingwoodlighting.com

-  collingwoodled
-  /collingwoodlighting
-  collingwoodlighting

## H2 Deco CSP