

GL200

5.7W, 40lm, domed ground light

Features

IK Rating	IK10
IP Rating	IP65
CSP Switchable	Single CCT
Walk Over / Drive Over	Walk over (Stainless Steel & Antique Brass Only)
LED Lifetime	L70 70,000h
Colour Rendering Index	CRI>80
Colour Consistency	SDCM3

Installation information

Cut Out Size	70
UK Bathroom Zone	2
Inrush Current	31A 0.12ms
Construction Material	Stainless steel (316)
Weight	960g
Ambient Temperature Range	35°C
SELV	Yes
Electric Class (1, 2, 3)	1

Wiring information

Cable / Flying Lead	3m H05RN-F rubberised cable (outside diameter: 7mm)
Type of Wiring Required	Parallel

LED driver

N/A (integrated SELV driver)	220-240V	Yes	No	2	-	-
------------------------------	----------	-----	----	---	---	---

Accessories

JB5	Gell filled waterproof connector	Sold Separately
TUBE/68	Installation tube	Sold Separately
WC 5-9	Quick waterproof connector	Sold Separately



01604 495 151
collingwoodlighting.com

- collingwoodled
- /collingwoodlighting
- collingwoodlighting

Guarantee

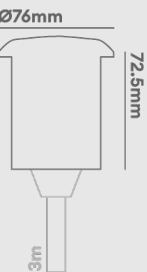
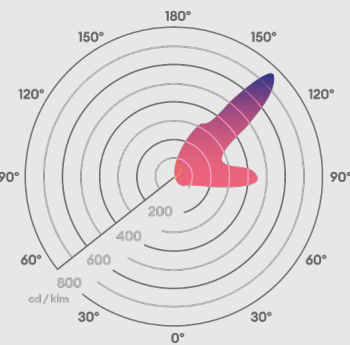
7 years

Features & benefits

- 5.7W
- Coastal protected
- Straight to mains ground light
- Marine grade stainless steel 316 or antique brass
- 5 window styles and colour temperatures to suit any installation

Light source energy efficiency:

Beam angle: 90°






Photometrics @ 25°C

Product code	Finish	Feature l	W	Colour	Beam	lm	llm/W
GL200DXIX27	Stainless steel 316	1 window	5.7W	2700K	90°	10	2
GL200DXIX30	Stainless steel 316	1 window	5.7W	3000K	90°	10	2
GL200DXIX40	Stainless steel 316	1 window	5.7W	4000K	90°	10	2
GL200DX2I27	Stainless steel 316	2 windows, 1 direction	5.7W	2700K	90°	20	4
GL200DX2I30	Stainless steel 316	2 windows, 1 direction	5.7W	3000K	90°	20	4
GL200DX2I40	Stainless steel 316	2 windows, 1 direction	5.7W	4000K	90°	20	4
GL200DX2227	Stainless steel 316	2 windows, 2 directions	5.7W	2700K	90°	20	4
GL200DX2230	Stainless steel 316	2 windows, 2 directions	5.7W	3000K	90°	20	4
GL200DX2240	Stainless steel 316	2 windows, 2 directions	5.7W	4000K	90°	20	4
GL200DX3X27	Stainless steel 316	3 windows	5.7W	2700K	90°	30	5
GL200DX3X30	Stainless steel 316	3 windows	5.7W	3000K	90°	30	5
GL200DX4X27	Stainless steel 316	4 windows	5.7W	2700K	90°	40	7
GL200DX4X30	Stainless steel 316	4 windows	5.7W	3000K	90°	40	7
GL200DX4X40	Stainless steel 316	4 windows	5.7W	4000K	90°	40	7
GL200AXIX30	Antique brass	1 window	5.7W	3000K	90°	10	2
GL200AX2I30	Antique brass	2 windows, 1 direction	5.7W	3000K	90°	20	4
GL200AX2230	Antique brass	2 windows, 2 directions	5.7W	3000K	90°	20	4
GL200AX3X30	Antique brass	3 windows	5.7W	3000K	90°	30	5
GL200AX4X30	Antique brass	4 windows	5.7W	3000K	90°	40	7

Energy rating is a reflection of the LED light source.



01604 495 151
collingwoodlighting.com

-  collingwoodled
-  /collingwoodlighting
-  collingwoodlighting

GL200

The GL200 creates a grazing light effect from a domed, marine-grade stainless steel 316 housing. This product is available in five different window styles and three colour temperatures to suit a wide range of applications. This is ideal for providing low-glare illumination for decorative effect and safe navigation of driveways and car parks.