

GL100

Up to 2W, 14lm mini domed marker light

Features

IK Rating	IK07
IP Rating	IP68
CSP Switchable	Single CCT
Walk Over / Drive Over	Walk over (Stainless Steel & Antique Brass Only)
LED Lifetime	L70 70,000h
Colour Rendering Index	CRI>80
Colour Consistency	SDCM3

Installation information

Cut Out Size	33
UK Bathroom Zone	0
Inrush Current	N/A
Construction Material	Stainless steel (316) or brass
Weight	221g
Ambient Temperature Range	35°C
Electric Class (1, 2, 3)	3

Wiring information

Cable / Flying Lead	1m (H05RN-F) rubberised cable (outside diameter: 6mm)
Type of Wiring Required	Series

LED drivers

PLU/350 1-9	220-240V	Yes	No	0	1	9
PLU/700 3-9	220-240V	Yes	No	0	3	9
PSIP70018W	220-240V	Yes	No	0	1	8

Accessories

JB2 / JB4 / JB6	IP68 waterproof connectors	Sold Separately
TUBE332	Installation tube	Sold Separately
PDC/GRID DIMMER	Grid dimmer kit for multiple fitting types	Sold Separately



01604 495 151
collingwoodlighting.com

- collingwoodled
- /collingwoodlighting
- collingwoodlighting

Guarantee

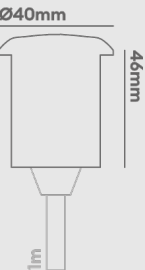
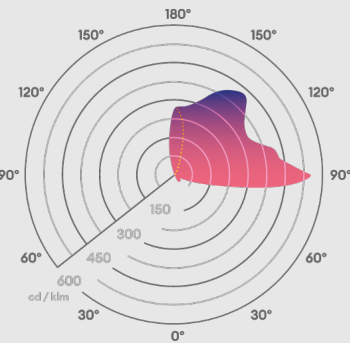
7 years

Features & benefits

- 1W at 350mA or 2W at 700mA
- Coastal protected
- Low voltage ground light
- Walk over ground light ideal for paths or steps
- Marine grade stainless steel 316 or antique brass
- IP68 rated
- Long-lifetime of 70,000hrs
- 7-year warranty

Light source energy efficiency:


Beam angles: C0/C180 C90/C270






collingwood

01604 495 151
collingwoodlighting.com

 collingwoodled

 /collingwoodlighting

 collingwoodlighting

GL100

The GL100 creates a grazing light effect from a domed, antique brass finishing. This product is available in five different window styles and two colour temperatures to suit a wide range of applications. This is ideal for providing low-glare, decorative illumination of pathways, decking and steps.

Photometrics @ 25°C

Product code	Finish	Feature l	W	Colour	Beam	lm	lm/W
GL100DX1X27	Stainless steel 316	1 window	1W (350mA)	2700K	75°	2	2
GL100DX1X27	Stainless steel 316	1 window	2W (700mA)	2700K	75°	3	2
GL100DX1X30	Stainless steel 316	1 window	1W (350mA)	3000K	75°	2	2
GL100DX1X30	Stainless steel 316	1 window	2W (700mA)	3000K	75°	4	2
GL100DX1X40	Stainless steel 316	1 window	1W (350mA)	4000K	75°	3	3
GL100DX1X40	Stainless steel 316	1 window	2W (700mA)	4000K	75°	4	2
GL100DX2127	Stainless steel 316	2 windows, 1 direction	1W (350mA)	2700K	75°	4	4
GL100DX2127	Stainless steel 316	2 windows, 1 direction	2W (700mA)	2700K	75°	6	3
GL100DX2130	Stainless steel 316	2 windows, 1 direction	1W (350mA)	3000K	75°	4	4
GL100DX2130	Stainless steel 316	2 windows, 1 direction	2W (700mA)	3000K	75°	8	4
GL100DX2140	Stainless steel 316	2 windows, 1 direction	1W (350mA)	4000K	75°	6	6
GL100DX2140	Stainless steel 316	2 windows, 1 direction	2W (700mA)	4000K	75°	7	4
GL100DX2227	Stainless steel 316	2 windows, 2 directions	1W (350mA)	2700K	75°	4	4
GL100DX2227	Stainless steel 316	2 windows, 2 directions	2W (700mA)	2700K	75°	6	3
GL100DX2230	Stainless steel 316	2 windows, 2 directions	1W (350mA)	3000K	75°	4	4
GL100DX2230	Stainless steel 316	2 windows, 2 directions	2W (700mA)	3000K	75°	8	4
GL100DX2240	Stainless steel 316	2 windows, 2 directions	1W (350mA)	4000K	75°	6	6
GL100DX2240	Stainless steel 316	2 windows, 2 directions	2W (700mA)	4000K	75°	7	4
GL100DX3X27	Stainless steel 316	3 windows	1W (350mA)	2700K	75°	6	6
GL100DX3X27	Stainless steel 316	3 windows	2W (700mA)	2700K	75°	9	5
GL100DX3X30	Stainless steel 316	3 windows	1W (350mA)	3000K	75°	6	6
GL100DX3X30	Stainless steel 316	3 windows	2W (700mA)	3000K	75°	12	6
GL100DX3X40	Stainless steel 316	3 windows	1W (350mA)	4000K	75°	9	9
GL100DX3X40	Stainless steel 316	3 windows	2W (700mA)	4000K	75°	11	5
GL100DX4X27	Stainless steel 316	4 windows	1W (350mA)	2700K	75°	8	8
GL100DX4X27	Stainless steel 316	4 windows	2W (700mA)	2700K	75°	12	6
GL100DX4X30	Stainless steel 316	4 windows	1W (350mA)	3000K	75°	8	8
GL100DX4X30	Stainless steel 316	4 windows	2W (700mA)	3000K	75°	14	7
GL100DX4X40	Stainless steel 316	4 windows	1W (350mA)	4000K	75°	12	12
GL100DX4X40	Stainless steel 316	4 windows	2W (700mA)	4000K	75°	14	7
GL100AX1X27	Antique brass	1 window	1W (350mA)	2700K	75°	2	2
GL100AX1X27	Antique brass	1 window	2W (700mA)	2700K	75°	3	2
GL100AX1X30	Antique brass	1 window	1W (350mA)	3000K	75°	2	2
GL100AX1X30	Antique brass	1 window	2W (700mA)	3000K	75°	4	2
GL100AX2127	Antique brass	2 windows, 1 direction	1W (350mA)	2700K	75°	4	4
GL100AX2127	Antique brass	2 windows, 1 direction	2W (700mA)	2700K	75°	6	3
GL100AX2130	Antique brass	2 windows, 1 direction	1W (350mA)	3000K	75°	4	4
GL100AX2130	Antique brass	2 windows, 1 direction	2W (700mA)	3000K	75°	8	4
GL100AX2227	Antique brass	2 windows, 2 directions	1W (350mA)	2700K	75°	4	4
GL100AX2227	Antique brass	2 windows, 2 directions	2W (700mA)	2700K	75°	6	3

Energy rating is a reflection of the LED light source.