



GL019 SQ

Up to 2W, 130lm square mini ground light

Features

| | |
|------------------------|--|
| IK Rating | IK07 |
| IP Rating | IP68 |
| CSP Switchable | Single CCT |
| Walk Over / Drive Over | Walk over (Stainless Steel & Antique Brass Only) |
| LED Lifetime | L70 70,000h |
| Colour Rendering Index | CRI>80 |
| Colour Consistency | SDCM3 |

Installation information

| | |
|---------------------------|-----------------------|
| Cut Out Size | 33 |
| UK Bathroom Zone | 0 |
| Inrush Current | N/A |
| Construction Material | Stainless steel (316) |
| Weight | 134g |
| Ambient Temperature Range | 50°C |
| Electric Class (1, 2, 3) | 3 |

Photometrics @ 25°C

| Product code | Finish | W | Colour | Beam | lm | lm/W | lx @ 1m |
|-----------------|-----------------|------------|--------|------|-----|------|---------|
| GL019 SQ F NW | Stainless steel | 1W (350mA) | 4000K | 20° | 90 | 35 | 396 |
| GL019 SQ F NW | Stainless steel | 2W (700mA) | 4000K | 20° | 130 | - | 572 |
| GL019 SQ S NW | Stainless steel | 1W (350mA) | 4000K | 12° | 90 | 90 | 1833 |
| GL019 SQ S NW | Stainless steel | 2W (700mA) | 4000K | 12° | 130 | 65 | 2648 |
| GL019 SQ F WW | Stainless steel | 1W (350mA) | 3000K | 20° | 80 | 90 | 353 |
| GL019 SQ F WW | Stainless steel | 2W (700mA) | 3000K | 20° | 125 | 65 | 551 |
| GL019 SQ F BLUE | Stainless steel | 1W (350mA) | Blue | 20° | 10 | 90 | 44 |
| GL019 SQ F BLUE | Stainless steel | 2W (700mA) | Blue | 20° | 20 | 65 | 88 |
| GL019 SQ S BLUE | Stainless steel | 1W (350mA) | Blue | 12° | 10 | 10 | 204 |
| GL019 SQ S BLUE | Stainless steel | 2W (700mA) | Blue | 12° | 20 | 10 | 407 |

Energy rating is a reflection of the LED light source.

Wiring information

| | |
|-------------------------|---|
| Cable / Flying Lead | 1m (H05RN-F) rubberised cable (outside diameter: 6mm) |
| Type of Wiring Required | Series |

LED drivers

| | | | | | | |
|-------------|----------|-----|----|---|---|---|
| PLU/350 1-9 | 220-240V | Yes | No | 0 | 1 | 9 |
| PLU/700 3-9 | 220-240V | Yes | No | 0 | 3 | 9 |
| PSIP70018W | 220-240V | Yes | No | 0 | 1 | 8 |



collingwood

01604 495 151
collingwoodlighting.com

collingwoodled

/collingwoodlighting

collingwoodlighting

Guarantee

7 years

Features & benefits

1W at 350mA or 2W at 700mA

Coastal protected

Low voltage ground light

Square baffle for a different decorative effect

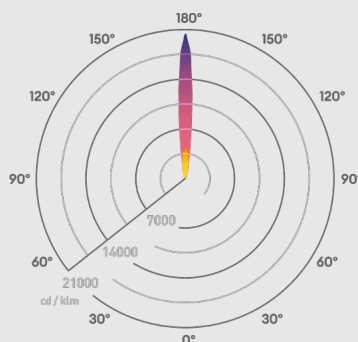
Shallow depth for easy installation

Marine-grade stainless steel 316

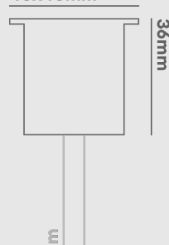
Light source
energy efficiency:



Beam angles: 12° 20°



40x40mm



Accessories


| | | |
|------------------------|--|-----------------|
| JB2 / JB4 / JB6 | IP68 waterproof connectors | Sold Separately |
| TUBE332 | Installation tube | Sold Separately |
| PDC/GRID DIMMER | Grid dimmer kit for multiple fitting types | Sold Separately |



collingwood

01604 495 151
collingwoodlighting.com

 [collingwoodled](https://www.instagram.com/collingwoodled)

 [/collingwoodlighting](https://www.facebook.com/collingwoodlighting)

 [collingwoodlighting](https://www.linkedin.com/company/collingwoodlighting)

GL019 SQ

Discreet yet powerful, this 1W LED powered ground light is perfect for decking areas, entrance halls and pathways. Indoors or out, the IP68 Stainless Steel finish ground light will give a flawless performance for many years of maintenance free operation. Available in four ambient LED colours, the GL019 is the most popular ground light in the Collingwood range.