



## GL016 SQ

1W, 95lm square ground light

### Features

<b>IK Rating</b>	IK09
<b>IP Rating</b>	IP68
<b>CSP Switchable</b>	Single CCT
<b>Walk Over / Drive Over</b>	Walk over (Stainless Steel & Antique Brass Only)
<b>LED Lifetime</b>	L70 70,000h
<b>Colour Rendering Index</b>	CRI>80
<b>Colour Consistency</b>	SDCM3

### Installation information

<b>Cut Out Size</b>	50
<b>UK Bathroom Zone</b>	0
<b>Inrush Current</b>	N/A
<b>Construction Material</b>	Stainless steel (316)
<b>Weight</b>	400g
<b>Ambient Temperature Range</b>	50°C
<b>Electric Class (1, 2, 3)</b>	3

### Photometrics @ 25°C

Product code	Finish	W	Colour	Beam	lm	lm/W	lx @ 1m
GL016 SQ NW	Stainless steel	1W (350mA)	4000K	26°	95	90	267
GL016 SQ NW	Stainless steel	2W (700mA)	4000K	26°	140	65	381
GL016 SQ WW	Stainless steel	1W (350mA)	3000K	26°	75	75	210
GL016 SQ WW	Stainless steel	2W (700mA)	3000K	26°	135	68	379
GL016 SQ 27	Stainless steel	1W (350mA)	2700K	26°	70	70	196
GL016 SQ 27	Stainless steel	2W (700mA)	2700K	26°	120	60	337

Energy rating is a reflection of the LED light source.

### Wiring information

<b>Cable / Flying Lead</b>	1m (H05RN-F) rubberised cable (outside diameter: 6mm)
<b>Type of Wiring Required</b>	Series




### LED drivers

PLU/350 1-9	220-240V	Yes	No	0	1	9
PLU/700 3-9	220-240V	Yes	No	0	3	9
PSIP70018W	220-240V	Yes	No	0	1	8

### Accessories

<b>JB2 / JB4 / JB6</b>	IP68 waterproof connectors	Sold Separately
<b>TUBE/50</b>	Installation tube	Sold Separately
<b>WCR 275 BLACK</b>	2-core rubber cable	Sold Separately
<b>PDC/GRID DIMMER</b>	Grid dimmer kit for multiple fitting types	Sold Separately

01604 495 151  
collingwoodlighting.com

 collingwoodled  
 /collingwoodlighting  
 collingwoodlighting

### Guarantee

7 years

### Features & benefits

1W at 350mA or 2W at 700mA  
 Coastal protected  
 Low voltage ground light  
 Robust cable for outdoor use  
 Shallow depth for easy installation  
 Marine-grade stainless steel 316